

Annual Report 2022



Contents

The year in review	1
Your trustees	2
Investment performance	3
Directors' report	6
Auditor's independence declaration and independent auditor's report	12
Financial statements	17
Notes to financial statements	24
Directors' declaration	49



Trust information

Responsible Entity

Aware Financial Services Australia Limited
ABN 86 003 742 756 AFSL 238430
Phone (02) 9333 9555

Directors and Chief Executive Officer of the Responsible Entity

Chairperson: Claire Wivell Plater

Directors: Trevor Carr, Mark Lennon, Sarah Forman
(resigned 11 February 2022), Claire Wivell Plater

Chief Executive Officer: Deanne Stewart

Registered office

Level 28, 388 George Street
Sydney NSW 2000
Phone 1800 620 305

Bankers: Westpac Banking Corporation

Custodian: State Street Australia Limited

Auditor: Deloitte Touche Tohmatsu

Internet address: aware.com.au

Aware Investment Funds

Cash Fund	ARSN 090 078 443
Fixed Interest Fund	ARSN 150 755 249
Capital Stable Fund	ARSN 090 078 961
Moderate Fund	ARSN 150 755 150
Balanced Fund	ARSN 090 077 991
Growth Fund	ARSN 090 078 103
Australian Equities Fund	ARSN 150 755 196
International Equities Fund	ARSN 150 755 294
Fixed Term Fund (terminated on 20 June 2021)	ARSN 603 551 891

➔ The year in review

Investment markets were challenged in the financial year to 30 June 2022, and this negatively affected short-term returns. Long-term returns from our funds remain positive.

A challenging year for markets

The financial year ending 30 June 2022 was a difficult one. Over the past six months in particular, investment markets took a hit as economies around the world faced a perfect storm of rising inflation, higher interest rates and ongoing concerns about economic growth. The result was volatile investment markets and lower returns from many of our Investment Funds compared to what we've seen in recent years.

The ASX 200 dropped around 7% for the year to 30 June 2022, and globally, the S&P 500 was down 12% year-on-year. To put this in perspective, the drop in the S&P 500 was driven by the worst half-year performance in 50 years. Falls in share markets negatively affected short-term returns from our Australian and International Equities Funds, and also impacted returns from our diversified funds, including the Growth Fund.

Difficult market conditions affected most investment managers, and many have seen lower returns this year compared with last. Our Investment Funds are no exception. The one-year to 30 June 2022 return from our Class A & Class B Growth Fund was -6.1%*.

The good news is that long-term returns remain positive. Our Class A Growth Fund returned 7.5% p.a. over 10 years and our Class B Growth Fund returned 4.9% p.a. over seven years to 30 June 2022.



Long-term returns remain positive. Our Class A Growth Fund returned 7.5% p.a. over 10 years and our Class B Growth Fund returned 4.9% p.a. over seven years to 30 June 2022.

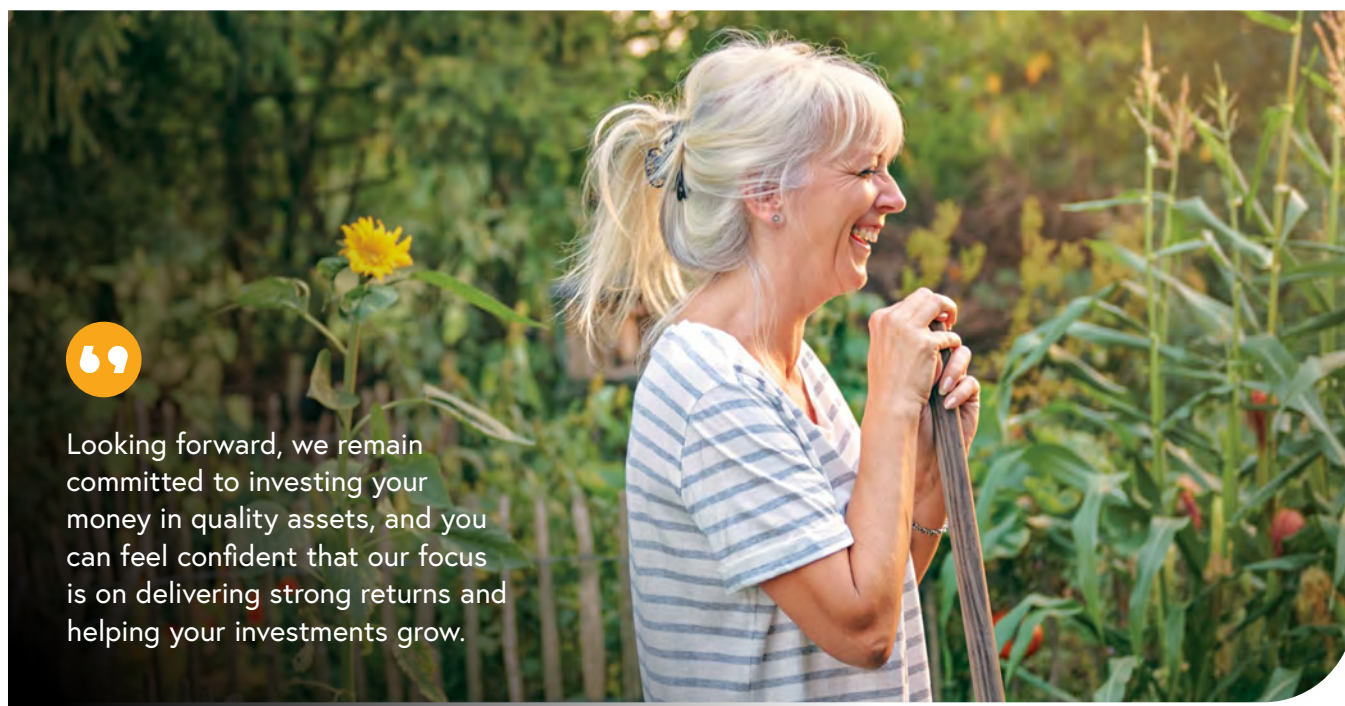
The year to come

Looking forward, we remain committed to investing your money in quality assets, and you can feel confident that our focus is on delivering strong returns and helping your investments grow.

* Past performance is not indicative of future performance. Our latest investment returns are available on our website.



Looking forward, we remain committed to investing your money in quality assets, and you can feel confident that our focus is on delivering strong returns and helping your investments grow.



Your trustees

Claire Wivell Plater

Chairman



Claire was appointed as a Director of Aware Financial Services Australia Limited in December 2019 and assumed the role of Chairman in April 2020.

Claire is also a non-executive director of Youi Pty Ltd, Athena Financial Pty Ltd, AuditCover Pty Ltd and Zero Hash Australia Pty Ltd and sits on Advisory Boards for a number of fintech start-ups. In addition, she serves on the boards of The Stella Prize Inc. and Pinchgut Opera.

Before commencing corporate work, Claire enjoyed a distinguished legal career specialising in insurance and financial services with The Fold Legal and Phillips Fox (now DLA Piper). She served on ASIC's Business Advisory Committee to the Registry and Licensing Division between 2009-2019, the Federal Treasurer's Fintech Advisory Group between 2016-2019 and was Honorary Counsel to the Institute of Managed Account Providers between 2009-2019.

Mark Lennon

Director



Mark was secretary of Unions NSW from 2008 until 2015 having commenced work there in 1988.

Mark has been a Director since June 2016. He has an extensive background in superannuation and financial services, having been a Director of ASSET Super, Aware Super and Chifley Financial Services.

Mark is currently a Director of the Sydney Financial Forum and the McKell Institute. He is also the immediate past President of the ALP NSW Branch.

Trevor Carr

Director



Trevor has enjoyed a substantial and varied leadership career that's successfully transitioned between executive and governance roles.

He is currently Chief Executive Officer of the Rural Workforce Agency Victoria – a company dedicated to improving health outcomes for rural Victorians through government funding programs that address the distribution of our health workforce.

Trevor's leadership experience within the healthcare system includes the Victorian Healthcare Association and Leading Age Services Australia (Victoria). Prior to industry representation, he led a health service in rural Victoria.

He has been a board director of a major regional health service, previously held board positions with First State Super, and was also appointed as a Director of the StatePlus (now Aware Financial Services Australia Limited) board in 2016.



Investment performance





Investment performance

Returns of the Funds (%) – Years ended 30 June 2022 (net of all fees) – Class A

Fund	1 yr	2 yr	3 yr	5 yr	7 yr	10 yr	Since inception	Inception date
Cash	0.02	0.02	0.20	0.60	0.80	1.18	3.32	28/11/1991
Fixed Interest	-11.06	-6.53	-3.34	-0.45	0.49	1.53	2.14	21/07/2011
Capital Stable	-3.88	0.20	0.52	2.03	2.44	3.05	4.91	28/11/1991
Moderate	-3.90	1.61	1.59	2.88	3.19	4.56	4.53	21/07/2011
Balanced	-4.29	3.86	2.72	4.02	4.10	6.15	6.15	28/11/1991
Growth	-6.11	4.86	2.84	4.50	4.54	7.50	5.41	16/06/1997
Australian Equities	-4.36	9.99	2.77	5.00	5.16	7.74	6.74	21/07/2011
International Equities	-10.93	7.25	5.91	7.58	7.18	11.19	10.08	21/07/2011

Returns of the Funds (%) – Years ended 30 June 2022 (net of all fees) – Class B

Fund	1 yr	2 yr	3 yr	5 yr	7 yr	10 yr	Since inception	Inception date
Cash	0.02	0.02	0.27	0.89	1.18	-	1.50	2/04/2013
Fixed Interest	-10.68	-6.31	-3.09	-0.04	0.98	-	1.78	2/04/2013
Capital Stable	-3.93	0.20	0.65	2.40	2.86	-	3.24	2/04/2013
Moderate	-3.92	1.64	1.70	3.25	3.67	-	4.53	2/04/2013
Balanced	-4.30	3.93	2.89	4.41	4.58	-	5.76	2/04/2013
Growth	-6.12	4.87	2.84	4.79	4.92	-	6.70	2/04/2013
Australian Equities	-4.35	10.08	3.04	5.46	5.68	-	6.56	2/04/2013
International Equities	-10.95	7.37	6.13	8.04	7.71	-	10.88	2/04/2013

Inflation (%)

	1 yr	2 yr	3 yr	5 yr	7 yr	10 yr
Inflation	6.15	4.99	3.18	2.64	2.31	2.31

Source: State Street Australia Ltd as calculated from the official Consumer Price Index published by the Australian Bureau of Statistics.

Statistics as at 30 June 2022 – Class A

The following information has been extracted from the audited Financial Statements of each Fund comprising the Aware Investment Funds included in this report.

Fund	Net Assets \$'000	Total Distribution Cents/Unit	Income %	Growth %	Total Return* %
Cash	18,008	0.0002	0.02	0.00	0.02
Fixed Interest	2,104	0.23	0.20	-11.26	-11.06
Capital Stable	176,914	1.03	0.88	-4.76	-3.88
Moderate	227,305	1.60	1.34	-5.24	-3.90
Balanced	267,975	3.81	2.61	-6.90	-4.29
Growth	91,123	3.10	2.52	-8.63	-6.11
Australian Equities	6,083	7.07	5.87	-10.23	-4.36
International Equities	6,063	6.33	3.73	-14.66	-10.93

* Returns are based on the movement of the transactional unit prices over the financial year and assume reinvestment of income distributions.

Statistics as at 30 June 2022 – Class B

Fund	Net Assets \$'000	Total Distribution Cents/Unit	Income %	Growth %	Total Return* %
Cash	35,772	0.001	0.02	0.00	0.02
Fixed Interest	1,258	0.26	0.19	-10.87	-10.68
Capital Stable	172,286	1.13	0.89	-4.82	-3.93
Moderate	333,654	1.63	1.22	-5.14	-3.92
Balanced	343,963	3.40	2.30	-6.60	-4.30
Growth	103,655	4.08	2.33	-8.45	-6.12
Australian Equities	13,927	9.33	6.47	-10.82	-4.35
International Equities	12,485	2.97	1.54	-12.49	-10.95

* Returns are based on the movement of the transactional unit prices over the financial year and assume reinvestment of income distributions.

The returns set out above are compound average annual returns and have been calculated after deducting fees and expenses payable by each Fund.

Returns are calculated based on the movement of a Fund's unit price and distributions paid over the relevant period.

Past performance is not a reliable predictor of future investment returns. Markets can be volatile and can move rapidly up and down.

These performance returns do not take into consideration your individual transactions and therefore, may not fully reflect your investment experience.

Directors' report



In accordance with the *Corporations Act 2001*, Aware Financial Services Australia Limited, the Responsible Entity for the Aware Investment Fund (the 'Trust' or 'Fund') reports as follows for the year ended 30 June 2022.

Principal activities

The principal activity of the Trust is to provide investors with the ability to invest in various investment options, the combination of which can be tailored to meet the investors' risk profile.

Each investment option has a separate investment strategy, and the assets of each option are managed by external specialist investment managers through a series of discrete investment trusts of which Aware Financial Services Australia Limited is also the Trustee. The Trust's Product Disclosure Statement (PDS) sets out details of the investment process.

Directors of the Responsible Entity

The names of the Directors of the Responsible Entity during or since the end of the financial year are:

- Claire Wivell Plater (Chairperson)
- Trevor Carr
- Mark Lennon
- Sarah Forman (resigned 11 February 2022)

Investment options in the scheme

During the financial year the Trust offered registered managed investment schemes that comprise the Aware Investment Fund – Class A (Investment Fund – Class A) and the Aware Investment Fund – Class B (Investment Fund – Class B). From 30 November 2019, the Investment Funds Class A was closed to new accounts.

The Aware Investment Funds (both Class A and Class B) consist of eight registered managed investment schemes (Funds). These are Cash, Fixed Interest, Capital Stable, Moderate, Balanced, Growth, Australian Equities and International Equities. The Fixed Term Fund terminated on 20 June 2021.

Review of operations

Results

The results of the operations of the Aware Investment Fund are disclosed in the Statement of Comprehensive Income. The net profit/(loss) attributable to unit holders for the year ended 30 June 2022 was:

Investment Funds	Year Ended 30 June 2022 \$'000	Year Ended 30 June 2021 \$'000
Cash Fund	8	5
Capital Stable Fund	(14,162)	14,530
Balanced Fund	(26,871)	67,734
Growth Fund	(13,171)	30,067
Australian Equities Fund	(109)	4,779
International Equities Fund	(3,080)	5,600
Fixed Interest Fund	(392)	(271)
Moderate Fund	(23,085)	34,639
Fixed Term Fund (closed on 20 Jun 2021)	-	73
Total	(80,862)	157,156

Review of operations (continued)

Distributions paid and/or declared

In respect of the financial year ended 30 June 2022, a final distribution was paid to unit holders on 8 July 2022. The distributions paid and or declared in respect of the financial year ended 30 June 2022 are detailed below:

Investment Funds – Class A	Year Ended 30 June 2022 c/unit	Year Ended 30 June 2021 c/unit
Cash Fund	0.0002	0.01
Capital Stable Fund	1.03	1.67
Balanced Fund	3.81	3.93
Growth Fund	3.10	4.03
Australian Equities Fund	7.07	0.67
International Equities Fund	6.33	13.05
Fixed Interest Fund	0.23	0.77
Moderate Fund	1.61	2.14

Investment Funds – Class B	Year Ended 30 June 2022 c/unit	Year Ended 30 June 2021 c/unit
Cash Fund	0.001	0.01
Capital Stable Fund	1.13	1.67
Balanced Fund	3.40	3.84
Growth Fund	4.08	4.94
Australian Equities Fund	9.33	0.81
International Equities Fund	2.97	13.30
Fixed Interest Fund	0.26	0.90
Moderate Fund	1.63	2.57

Distributions paid and/or payable by the Trust during the year are shown in Note 3 to the financial statements.

Distributions are determined by the realised income and capital gains in the Funds, excluding unrealised income from changes in fair value of investments. This is in contrast to the net profit or loss on the Funds which include both realised and unrealised income.

Fixed term interest paid

The Fixed Term Fund was closed on 20 June 2021, and accordingly, there was no coupon interest paid in respect of the financial year ended 30 June 2022, with the prior year interest payment shown below:

Investment Fund – Class A \$nil (2021: \$49,735) and Investment Fund – Class B \$nil (2021: \$32,014).

Review of operations (continued)

Unit price history for the past five financial years

The following table shows the after-distribution unaudited Exit Price for the Funds at the close of business for the past five financial years ending 30 June (unless otherwise indicated), along with the highest and lowest Exit Price during each of these past five financial years.

After-Distribution Exit Price Class A Funds	2022 \$	2021 \$	2020 \$	2019 \$	2018 \$
Cash Fund					
At 30 June	1.0000	1.0000	1.0000	1.0000	1.0000
High during year	1.0000	1.0000	1.0000	1.0000	1.0000
Low during year	1.0000	1.0000	1.0000	1.0000	1.0000
Capital Stable Fund					
At 30 June	1.1107	1.1707	1.1820	1.2222	1.1781
High during year	1.1758	1.1707	1.2027	1.2223	1.1963
Low during year	1.1002	1.1249	1.1425	1.1748	1.1653
Balanced Fund					
At 30 June	1.3826	1.4820	1.4485	1.5403	1.4531
High during year	1.5040	1.4820	1.5333	1.5480	1.4833
Low during year	1.3604	1.3212	1.3295	1.4106	1.4197
Growth Fund					
At 30 June	1.1360	1.2494	1.3477	1.3958	1.2975
High during year	1.2808	1.2494	1.4834	1.4084	1.3195
Low during year	1.1130	1.0724	1.2044	1.2276	1.2353
Australian Equities Fund					
At 30 June	1.1163	1.1819	1.1920	1.4046	1.3245
High during year	1.2681	1.1891	1.4523	1.4183	1.3625
Low during year	1.0882	0.9343	0.9264	1.1782	1.2473
International Equities Fund					
At 30 June	1.5108	1.8238	1.5869	1.7755	1.6191
High during year	1.8543	1.8279	1.7813	1.7948	1.7530
Low during year	1.4626	1.4168	1.3540	1.5008	1.5350
Fixed Interest Fund					
At 30 June	0.9263	1.0438	1.0988	1.0859	1.0297
High during year	1.0702	1.0847	1.1019	1.0867	1.0522
Low during year	0.9020	1.0233	1.0661	1.0256	1.0297
Moderate Fund					
At 30 June	1.1400	1.2052	1.1583	1.2003	1.1424
High during year	1.2145	1.2052	1.1906	1.2035	1.1634
Low during year	1.1266	1.1260	1.0959	1.1283	1.1332
Fixed Term Fund*					
At 20 June for the 2021 year and 30 June for all other preceding years	n/a	1.0000	1.0000	1.0000	1.0000
High during year	n/a	1.0000	1.0000	1.0000	1.0000
Low during year	n/a	1.0000	1.0000	1.0000	1.0000

* The Fixed Term Fund terminated on 20 June 2021.

Review of operations (continued)

After-Distribution Exit Price Class B Funds	2022 \$	2021 \$	2020 \$	2019 \$	2018 \$
Cash Fund					
At 30 June	1.0000	1.0000	1.0000	1.0000	1.0000
High during year	1.0000	1.0000	1.0000	1.0000	1.0000
Low during year	1.0000	1.0000	1.0000	1.0000	1.0000
Capital Stable Fund					
At 30 June	1.2075	1.2715	1.2350	1.2775	1.2293
High during year	1.2790	1.2715	1.2557	1.2775	1.2468
Low during year	1.1960	1.2216	1.1934	1.2270	1.2127
Balanced Fund					
At 30 June	1.4067	1.5063	1.3629	1.4505	1.3660
High during year	1.5304	1.5063	1.4413	1.4575	1.4047
Low during year	1.3842	1.3411	1.2510	1.3283	1.3432
Growth Fund					
At 30 June	1.6196	1.7735	1.5409	1.6045	1.4867
High during year	1.8261	1.7735	1.6951	1.6187	1.5182
Low during year	1.5871	1.5214	1.3767	1.4114	1.4171
Australian Equities Fund					
At 30 June	1.3377	1.4164	1.2670	1.4927	1.4030
High during year	1.5191	1.4251	1.5389	1.5071	1.4467
Low during year	1.3041	1.1180	0.9822	1.2473	1.3204
International Equities Fund					
At 30 June	1.7235	2.0652	1.6584	1.8775	1.7009
High during year	2.1160	2.0699	1.8604	1.8980	1.8458
Low during year	1.6686	1.6003	1.4169	1.5818	1.6099
Fixed Interest Fund					
At 30 June	1.0517	1.1800	1.2423	1.2290	1.1639
High during year	1.2099	1.2262	1.2447	1.2298	1.1893
Low during year	1.0218	1.1567	1.2051	1.1594	1.1639
Moderate Fund					
At 30 June	1.2787	1.3538	1.2899	1.3398	1.2729
High during year	1.3624	1.3538	1.3259	1.3431	1.2969
Low during year	1.2637	1.2640	1.2205	1.2594	1.2618
Fixed Term Fund*					
At 20 June for the 2021 year and 30 June for all other preceding years	n/a	1.0000	1.0000	1.0000	1.0000
High during year	n/a	1.0000	1.0000	1.0000	1.0000
Low during year	n/a	1.0000	1.0000	1.0000	1.0000

* The Fixed Term Fund terminated on 20 June 2021.

Changes in state of affairs

There were no other significant changes in the state of affairs of the Trust for the financial year to 30 June 2022. In the comparative year, the Fixed Term Fund was terminated on 20 June 2021.

Significant event

COVID-19 was declared a pandemic by the World Health Organisation on 11 March 2020. The economic impacts of the response to the pandemic increased volatility in listed investment markets and increased uncertainty in the underlying assumptions applied in unlisted asset valuations.

The COVID-19 pandemic has created unprecedented uncertainty. Actual economic events and conditions in the future may materially differ from those estimated by the Funds at the reporting date. In the event that COVID-19 impacts are more severe or prolonged than anticipated, the future fair value of the Funds' investments may be adversely impacted. The Directors have assessed the events subsequent to year end up to the date of signing these financial statements and determined that no adjustments or additional disclosures are required.

Operationally the Trust has had to invoke its business continuity plans and has changed its operating model to ensure the safety of staff and compliance with recommendations and regulatory policy requirements issued by government departments. Where local lockdowns have required office closures, the majority of employees in those locations have worked from home and the operations of the Trust have continued uninterrupted.

The Trust has also contemplated the impact of the rising interest rates, and geopolitical events in Russia and Ukraine and the impacts to assets held in these countries where relevant. The exposure has either been exited at market value or appropriately valued in line with valuation policies.

There have been no changes to the Trust's valuation accounting policies.

Market commentary

Economic conditions were uncertain, particularly in the second half of the year, driving volatility in investment markets. Following the emergence from lockdowns in the second half of 2021, the Australian economy has experienced rising inflation and very low unemployment. The ongoing fallout from the pandemic as well as geopolitical tensions continue to negatively impact global supply chains, contributing to inflation by driving food and energy prices up. Around the world, central banks have acted to try to dampen inflation by tightening monetary policy and increasing interest rates. Recession remains a risk.

Difficult market conditions resulted in low and negative returns for the year to 30 June 2022 for some investment options, however, long-term returns remain strong.

On behalf of the Directors



Director

15 September 2022

Subsequent events

There has not been any matter or circumstance, and anything referred to in the financial statements or notes thereto, that has arisen since the end of the financial year, that has significantly affected, or may significantly affect, the operations of the Trust, the results of those operations, or the state of affairs of the Trust in future financial years.

Future developments

The Trust will continue to be managed in accordance with its investment objectives and guidelines as set out in the current Product Disclosure Statement and in accordance with the provisions of the Consolidated Constitution of the Trust. Future results will accordingly depend on the performance of the investment markets to which the Trust is exposed.

Insurance and indemnification

No insurance premiums are paid for out of the assets of the Trust in regard to insurance cover provided to either the Responsible Entity or the Auditor of the Trust. So long as the officers of the Responsible Entity act in accordance with the Consolidated Constitution of the Trust and the Law, the Responsible Entity remains fully indemnified out of the assets of the Trust against any losses incurred while acting on behalf of the Trust. The Auditor of the Trust is not indemnified out of the assets of the Trust.

Trust information in the financial statements

The value of the Trust's assets as at the end of the financial year is disclosed in the Statements of Financial Position as "Total Assets" and the basis of valuation is included in Note 2(a) to the financial statements. Fees paid to the Responsible Entity out of the Trust property during the financial year are disclosed in Note 4(a) to the financial statements.

The Management fee ratio for each Fund is disclosed in Note 4(d) to the financial statements.

The number of units in the Trust held by the Responsible Entity or its associates as at the end of the financial year are disclosed in Note 7(d) to the financial statements.

Environmental regulation

The operations of the Trust are not subject to any particular or significant environmental regulations under a Commonwealth, State or Territory law.


Rounding of amounts

The Trust is of a kind referred to in ASIC Corporations (Rounding in Financial/Directors' Reports) Instrument 2016/191, dated 23 March 2016, and accordingly, amounts in the Directors' Report and Financial Statements have been rounded to the nearest thousand dollars, unless otherwise indicated.

Auditor's independence declaration

The auditor's independence declaration is included on page 13 of the financial statements.

Signed in accordance with a resolution of the Board of Directors pursuant to s.298(2) of the *Corporations Act 2001*.



Director

15 September 2022

Auditor's independence declaration and independent auditor's report





Deloitte Touche Tohmatsu
A.B.N. 74 490 121 060

Grosvenor Place 225 George
Street Sydney NSW 2000
PO Box N250 Grosvenor
Place Sydney NSW 1220
Australia

DX 10307SSE
Tel: +61 (0) 2 9322 7000 Fax:
+61 (0) 2 9322 7001
www.deloitte.com.au

Board of Directors
Aware Financial Services Australia Limited
Level 28, 388 George Street
Sydney NSW 2000

15 September 2022

Dear Board Members

Auditor's Independence Declaration to Aware Financial Services Australia Limited

In accordance with section 307C of the Corporations Act 2001, I am pleased to provide the following declaration of independence to the Board of Directors of Aware Financial Services Australia Limited ('company') regarding the financial report for Aware Investment Fund for which the company is the responsible entity.

As lead audit partner for the audit of the financial report of Aware Investment Fund for the year ended 30 June 2022, I declare that to the best of my knowledge and belief, there have been no contraventions of:

- The auditor independence requirements of the Corporations Act 2001 in relation to the audit; and
- Any applicable code of professional conduct in relation to the audit.

Yours faithfully

Deloitte Touche Tohmatsu

DELOITTE TOUCHE TOHMATSU

A handwritten signature in black ink, appearing to read "Nick Rozario".

Nicholas Rozario
Partner
Chartered Accountant

Liability limited by a scheme approved under Professional Standards Legislation.

Member of Deloitte Asia Pacific Limited and the Deloitte organisation.



Deloitte Touche Tohmatsu
A.B.N. 74 490 121 060

Grosvenor Place
225 George Street
Sydney NSW 2000
PO Box N250 Grosvenor Place
Sydney NSW 1220 Australia

DX 10307SSE
Tel: +61 (0) 2 9322 7000
Fax: +61 (0) 2 9322 7001
www.deloitte.com.au

Independent Auditor's Report to the Unitholders of Aware Investment Fund

Opinion

We have audited the financial report of Aware Investment Fund (the "Trust") which comprises the statement of financial position as at 30 June 2022, the statement of comprehensive income, the statement of changes in equity and the statement of cash flows for the year then ended, and notes to the financial statements, including a summary of significant accounting policies and other explanatory information, and the directors' declaration.

The Trust comprises the following eight individual registered schemes:

• Aware Investment Fund - Cash Fund	ARSN 090 078 443
• Aware Investment Fund - Capital Stable Fund	ARSN 090 078 961
• Aware Investment Fund - Balanced Fund	ARSN 090 077 991
• Aware Investment Fund - Growth Fund	ARSN 090 078 103
• Aware Investment Fund - Moderate Fund	ARSN 150 755 150
• Aware Investment Fund - Fixed Interest Fund	ARSN 150 755 249
• Aware Investment Fund - International Equities Fund	ARSN 150 755 294
• Aware Investment Fund - Australian Equities Fund	ARSN 150 755 196

In our opinion, the accompanying financial report of the Trust is in accordance with the *Corporations Act 2001*, including:

- Giving a true and fair view of the Trust's financial position as at 30 June 2022 and of its financial performance for the year then ended; and
- Complying with Australian Accounting Standards and the *Corporations Regulations 2001*.

Basis for Opinion

We conducted our audit in accordance with Australian Auditing Standards. Our responsibilities under those standards are further described in the Auditor's Responsibilities for the Audit of the Financial Report section of our report. We are independent of the Trust in accordance with the auditor independence requirements of the *Corporations Act 2001* and the ethical requirements of the Accounting Professional & Ethical Standards Board's APES 110 Code of Ethics for Professional Accountants (*including Independence Standards*) (the Code) that are relevant to our audit of the financial report in Australia. We have also fulfilled our other ethical responsibilities in accordance with the Code.

We confirm that the independence declaration required by the *Corporations Act 2001*, which has been given to the directors of the Responsible Entity ('directors'), would be in the same terms if given to the directors as at the time of this auditor's report.

We believe that the audit evidence we have obtained is sufficient and appropriate to provide a basis for our opinion.

Other Information

The directors are responsible for the other information. The other information comprises the information included in the Directors' Report for the year ended 30 June 2022, but does not include the financial report and our auditor's report thereon.

Liability limited by a scheme approved under Professional Standards Legislation.

Member of Deloitte Asia Pacific Limited and the Deloitte organisation.

Our opinion on the financial report does not cover the other information and we do not express any form of assurance conclusion thereon.

In connection with our audit of the financial report, our responsibility is to read the other information and, in doing so, consider whether the other information is materially inconsistent with the financial report or our knowledge obtained in the audit, or otherwise appears to be materially misstated. If, based on the work we have performed, we conclude that there is a material misstatement of this other information, we are required to report that fact. We have nothing to report in this regard.

Responsibilities of the Directors for the Financial Report

The directors are responsible for the preparation of the financial report that gives a true and fair view in accordance with Australian Accounting Standards and the *Corporations Act 2001* and for such internal control as the directors determine is necessary to enable the preparation of the financial report that gives a true and fair view and is free from material misstatement, whether due to fraud or error.

In preparing the financial report, the directors are responsible for assessing the ability of the Trust to continue as a going concern, disclosing, as applicable, matters related to going concern and using the going concern basis of accounting unless the directors either intend to liquidate the Trust or to cease operations, or has no realistic alternative but to do so.

Auditor's Responsibilities for the Audit of the Financial Report

Our objectives are to obtain reasonable assurance about whether the financial report as a whole is free from material misstatement, whether due to fraud or error, and to issue an auditor's report that includes our opinion. Reasonable assurance is a high level of assurance, but is not a guarantee that an audit conducted in accordance with the Australian Auditing Standards will always detect a material misstatement when it exists. Misstatements can arise from fraud or error and are considered material if, individually or in the aggregate, they could reasonably be expected to influence the economic decisions of users taken on the basis of this financial report.

As part of an audit in accordance with the Australian Auditing Standards, we exercise professional judgement and maintain professional scepticism throughout the audit. We also:

- Identify and assess the risks of material misstatement of the financial report, whether due to fraud or error, design and perform audit procedures responsive to those risks, and obtain audit evidence that is sufficient and appropriate to provide a basis for our opinion. The risk of not detecting a material misstatement resulting from fraud is higher than for one resulting from error, as fraud may involve collusion, forgery, intentional omissions, misrepresentations, or the override of internal control.
- Obtain an understanding of internal control relevant to the audit in order to design audit procedures that are appropriate in the circumstances, but not for the purpose of expressing an opinion on the effectiveness of the Trust's internal control.
- Evaluate the appropriateness of accounting policies used and the reasonableness of accounting estimates and related disclosures made by the directors.
- Conclude on the appropriateness of the directors' use of the going concern basis of accounting and, based on the audit evidence obtained, whether a material uncertainty exists related to events or conditions that may cast significant doubt on the Trust's ability to continue as a going concern. If we conclude that a material uncertainty exists, we are required to draw attention in our auditor's report to the related disclosures in the financial report or, if such disclosures are inadequate, to modify our opinion. Our conclusions are based on the audit evidence obtained up to the date of our auditor's report. However, future events or conditions may cause the Trust to cease to continue as a going concern.
- Evaluate the overall presentation, structure and content of the financial report, including the disclosures, and whether the financial report represents the underlying transactions and events in a manner that achieves fair presentation.

Deloitte.

We communicate with the directors regarding, among other matters, the planned scope and timing of the audit and significant audit findings, including any significant deficiencies in internal control that we identify during our audit.

Deloitte Touche Tohmatsu

DELOITTE TOUCHE TOHMATSU

Nicholas Rozario

Nicholas Rozario
Partner
Chartered Accountants

Sydney, 15 September 2022



Financial statements



Statements of Comprehensive Income for the Financial Year ended 30 June 2022

Note	Cash Fund		Capital Stable Fund		Balanced Fund		Growth Fund		Australian Equities Fund	
	30 June 2022	30 June 2021	30 June 2022	30 June 2021	30 June 2022	30 June 2021	30 June 2022	30 June 2021	30 June 2022	30 June 2021
	\$'000	\$'000	\$'000	\$'000	\$'000	\$'000	\$'000	\$'000	\$'000	\$'000
Income										
Interest	-	-	-	-	-	-	-	-	-	-
Miscellaneous income	35	47	-	1	1	2	-	-	-	-
Distributions	63	71	6,501	6,721	20,555	18,944	7,105	7,019	1,388	373
Realised gains/(losses) on disposal of investments	-	-	1,236	1,949	9,914	3,991	4,114	2,561	522	(91)
Unrealised changes in the fair value of investments	-	-	(20,183)	7,458	(54,707)	46,897	(23,337)	21,339	(1,897)	4,615
Total income	98	118	(12,446)	16,129	(24,237)	69,834	(12,118)	30,919	13	4,897
Expenses										
Responsible Entity fee 4(a)	90	113	1,716	1,599	2,634	2,100	1,053	852	122	118
Total expenses	90	113	1,716	1,599	2,634	2,100	1,053	852	122	118
Profit/(loss) attributable to unit holders	8	5	(14,162)	14,530	(26,871)	67,734	(13,171)	30,067	(109)	4,779
Finance costs attributable to unit holders										
Distributions to unit holders 3(b)	10	2	3,272	5,232	15,522	14,646	5,053	5,895	1,368	135
Fixed Term Interest payment to unit holders	-	-	-	-	-	-	-	-	-	-
Change in net assets attributable to unit holders	(2)	3	(17,434)	9,298	(42,393)	53,088	(18,224)	24,172	(1,477)	4,644
Net profit/(loss)	-	-	-	-	-	-	-	-	-	-
Other comprehensive income	-	-	-	-	-	-	-	-	-	-
Total comprehensive income for the year	-	-	-	-	-	-	-	-	-	-

The above Statements of Comprehensive Income should be read in conjunction with the accompanying notes. The comprehensive income for each Fund comprises the total of the Class A and Class B units for each Fund.

Statements of Comprehensive Income for the Financial Year ended 30 June 2022 (continued)

Note	International Equities Fund		Fixed Interest Fund		Moderate Fund		Fixed Term Fund*	
	30 June 2022 \$'000	30 June 2021 \$'000	30 June 2022 \$'000	30 June 2021 \$'000	30 June 2022 \$'000	30 June 2021 \$'000	30 June 2022 \$'000	30 June 2021 \$'000
Income								
Interest	-	-	-	-	-	-	-	82
Miscellaneous income	-	-	-	-	-	2	-	-
Distributions	599	1,396	11	50	12,983	12,745	-	-
Realised gains/(losses) on disposal of investments	416	197	(141)	(105)	2,555	3,415	-	-
Unrealised changes in the fair value of investments	(3,985)	4,096	(248)	(197)	(36,218)	20,382	-	-
Total income	(2,970)	5,689	(378)	(252)	(20,680)	36,544	-	82
Expenses								
Responsible Entity fee 4(a)	110	89	14	19	2,405	1,905	-	9
Total expenses	110	89	14	19	2,405	1,905	-	9
Profit/(loss) attributable to unit holders	(3,080)	5,600	(392)	(271)	(23,085)	34,639	-	73
Finance costs attributable to unit holders								
Distributions to unit holders 3(b)	468	1,364	8	35	7,353	9,189	-	-
Fixed Term Interest payment to unit holders	-	-	-	-	-	-	-	73
Change in net assets attributable to unit holders	(3,548)	4,236	(400)	(306)	(30,438)	25,450	-	-
Net profit/(loss)	-	-	-	-	-	-	-	-
Other comprehensive income	-	-	-	-	-	-	-	-
Total comprehensive income for the year	-	-	-	-	-	-	-	-

* Fixed Term Fund terminated on 20 June 2021.

The above Statements of Comprehensive Income should be read in conjunction with the accompanying notes. The comprehensive income for each Fund comprises the total of the Class A and Class B units for each Fund.

Statements of Financial Position as at 30 June 2022

		Cash Fund		Capital Stable Fund		Balanced Fund		Growth Fund		Australian Equities Fund	
	Note	30 June 2022	30 June 2021	30 June 2022	30 June 2021	30 June 2022	30 June 2021	30 June 2022	30 June 2021	30 June 2022	30 June 2021
		\$'000	\$'000	\$'000	\$'000	\$'000	\$'000	\$'000	\$'000	\$'000	\$'000
Assets											
Cash and cash equivalents	9(a)	-	-	-	-	-	-	-	-	-	-
Financial assets at fair value through profit or loss	8	53,800	54,863	352,074	384,905	625,423	586,515	199,246	202,488	21,102	23,739
Interest receivable		-	-	-	-	-	-	-	-	-	-
Distribution receivable		-	-	-	-	-	-	-	-	-	-
Other accounts receivable		1	6	17	18	862	26	11	11	1	1
Total assets		53,801	54,869	352,091	384,923	626,285	586,541	199,437	202,499	21,103	23,740
Liabilities											
Accounts payable and accrued expenses		11	13	611	505	405	(564)	137	122	10	11
Distribution payable	3(b)	10	-	2,279	3,673	13,941	12,645	4,522	5,323	1,083	-
Total liabilities (excluding liabilities attributable to unit holders)		21	13	2,890	4,178	14,436	12,081	4,659	5,445	1,093	11
Net assets attributable to unit holders	5(b)	53,780	54,856	349,201	380,745	611,939	574,460	194,778	197,054	20,010	23,729
Liabilities attributable to unit holders		(53,780)	(54,856)	(349,201)	(380,745)	(611,939)	(574,460)	(194,778)	(197,054)	(20,010)	(23,729)
Net assets		-	-	-	-	-	-	-	-	-	-

The above Statements of Financial Position should be read in conjunction with the accompanying notes. The financial position for each Fund comprises the total of the Class A and Class B units for each Fund.

Statements of Financial Position as at 30 June 2022 (continued)

		International Equities Fund		Fixed Interest Fund		Moderate Fund		Fixed Term Fund*	
	Note	30 June 2022 \$'000	30 June 2021 \$'000	30 June 2022 \$'000	30 June 2021 \$'000	30 June 2022 \$'000	30 June 2021 \$'000	30 June 2022 \$'000	30 June 2021 \$'000
Assets									
Cash and cash equivalents	9(a)	-	-	-	-	-	-	-	-
Financial assets at fair value through profit or loss	8	19,023	21,735	3,363	4,003	568,132	517,213	-	-
Interest receivable		-	-	-	-	-	-	-	-
Distribution receivable		-	-	-	-	-	-	-	-
Other accounts receivable		1	1	-	-	27	24	-	-
Total assets		19,024	21,736	3,363	4,003	568,159	517,237	-	-
Liabilities									
Accounts payable and accrued expenses		8	9	1	1	775	533	-	-
Distribution payable	3(b)	468	1,332	-	-	6,425	7,457	-	-
Total liabilities (excluding liabilities attributable to unit holders)		476	1,341	1	1	7,200	7,990	-	-
Net assets attributable to unit holders	5(b)	18,548	20,395	3,362	4,002	560,959	509,247	-	-
Liabilities attributable to unit holders		(18,548)	(20,395)	(3,362)	(4,002)	(560,959)	(509,247)	-	-
Net assets		-	-	-	-	-	-	-	-

* Fixed Term Fund terminated on 20 June 2021.

The above Statements of Financial Position should be read in conjunction with the accompanying notes. The financial position for each Fund comprises the total of the Class A and Class B units for each Fund.

Statements of Changes in Equity for the Financial Year ended 30 June 2022

The Funds have no equity and therefore there are no Statements of Changes in Equity.

Statements of Cash Flows for the Financial Year ended 30 June 2022

	Cash Fund		Capital Stable Fund		Balanced Fund		Growth Fund		Australian Equities Fund	
	Inflows/(Outflows)									
Note	30 June 2022 \$'000	30 June 2021 \$'000	30 June 2022 \$'000	30 June 2021 \$'000	30 June 2022 \$'000	30 June 2021 \$'000	30 June 2022 \$'000	30 June 2021 \$'000	30 June 2022 \$'000	30 June 2021 \$'000
Cash flows from operating activities										
Interest received	-	-	-	-	-	-	-	-	-	-
Miscellaneous income	40	47	-	3	1	3	-	1	-	-
Distributions received	63	71	6,501	6,721	20,555	18,944	7,105	7,019	1,388	373
Responsible Entity fees paid	(98)	(241)	(1,845)	(1,992)	(2,796)	(2,255)	(1,124)	(904)	(132)	(126)
Reduced input tax credit received	6	9	119	118	177	149	72	60	8	8
Net cash flows generated by/(used in) operating activities 9(b)	11	(114)	4,775	4,850	17,937	16,841	6,053	6,176	1,264	255
Cash flows from investing activities										
Payments for purchase of investments	(91,263)	(107,328)	(372,150)	(184,956)	(576,676)	(375,450)	(192,940)	(166,375)	(4,507)	(2,439)
Receipts from sale of investments	92,325	115,783	386,033	195,934	492,974	310,351	176,778	151,740	5,770	4,272
Net cash flows generated by/(used in) investing activities	1,062	8,455	13,883	(10,978)	(83,702)	(65,099)	(16,162)	(14,635)	1,263	1,833
Cash flows from financing activities										
Proceeds from applications by unit holders	337,249	380,854	103,349	109,827	153,945	128,191	38,982	39,112	3,457	2,207
Payments for redemptions by unit holders	(338,322)	(389,194)	(121,908)	(125,302)	(87,639)	(78,818)	(28,710)	(30,174)	(5,977)	(4,192)
Distribution paid	-	(1)	(99)	(353)	(541)	(1,115)	(163)	(479)	(7)	(103)
Net cash flows generated by/(used in) financing activities	(1,073)	(8,341)	(18,658)	(15,828)	65,765	48,258	10,109	8,459	(2,527)	(2,088)
Net increase/(decrease) in cash and cash equivalents	-	-	-	-	-	-	-	-	-	-
Cash and cash equivalents at the beginning of the financial year	-	-	-	-	-	-	-	-	-	-
Cash and cash equivalents at the end of the financial year 9(a)	-	-	-	-	-	-	-	-	-	-

The above Statements of Cash Flows should be read in conjunction with the accompanying notes. The cash flows for each Fund comprise the total of the Class A and Class B units for each Fund.

Statements of Cash Flows for the Financial Year ended 30 June 2022 (continued)

	International Equities Fund		Fixed Interest Fund		Moderate Fund		Fixed Term Fund*	
	Inflows/(Outflows)							
Note	30 June 2022 \$'000	30 June 2021 \$'000	30 June 2022 \$'000	30 June 2021 \$'000	30 June 2022 \$'000	30 June 2021 \$'000	30 June 2022 \$'000	30 June 2021 \$'000
Cash flows from operating activities								
Interest received	-	-	-	-	-	-	-	82
Miscellaneous income	-	-	-	-	-	6	-	-
Distributions received	599	1,396	11	50	12,983	12,745	-	-
Responsible Entity fees paid	(118)	(94)	(15)	(31)	(2,547)	(2,057)	-	(10)
Reduced input tax credit received	8	6	1	2	161	134	-	1
Net cash flows generated by/(used in) operating activities 9(b)	489	1,308	(3)	21	10,597	10,828	-	73
Cash flows from investing activities								
Payments for purchase of investments	(4,466)	(3,647)	(1,664)	(8,963)	(382,383)	(338,714)	-	2,265
Receipts from sale of investments	3,608	2,895	1,916	11,563	297,802	245,879	-	
Net cash flows generated by/(used in) investing activities	(858)	(752)	252	2,600	(84,581)	(92,835)	-	2,265
Cash flows from financing activities								
Proceeds from applications by unit holders	4,148	2,387	1,741	1,659	164,095	162,107	-	250
Payments for redemptions by unit holders	(3,735)	(2,909)	(1,990)	(4,274)	(89,909)	(79,758)	-	(2,515)
Distribution paid	(44)	(34)	-	(6)	(202)	(342)	-	(73)
Net cash flows generated by/(used in) financing activities	369	(556)	(249)	(2,621)	73,984	82,007	-	(2,338)
Net increase/ (decrease) in cash and cash equivalents	-	-	-	-	-	-	-	-
Cash and cash equivalents at the beginning of the financial year	-	-	-	-	-	-	-	-
Cash and cash equivalents at the end of the financial year 9(a)	-	-	-	-	-	-	-	-

* Fixed Term Fund terminated on 20 June 2021.

The above Statements of Cash Flows should be read in conjunction with the accompanying notes. The cash flows for each Fund comprise the total of the Class A and Class B units for each Fund.

Notes to the financial statements

1. The Trust

The Aware Investment Fund ('the Trust') was established 22 November 1991.

The Trust offered eight registered managed investment schemes 'the Funds' during the current year, with the Fixed Term Fund having terminated on 20 June 2021. Each Fund has a separate investment strategy, and the assets of each Fund are managed by external specialist investment managers through a series of discrete investment trusts. The Trust's PDS sets out details of the investment process.

The Responsible Entity for the Funds comprising the Trust is Aware Financial Services Australia Limited (ABN 86 003 742 756).

The Funds	Class A	Class B
	Effective Date	Effective Date
Aware Investment Fund – Cash Fund	22-Nov-1991	2-Apr-2013
Aware Investment Fund – Capital Stable Fund	22-Nov-1991	2-Apr-2013
Aware Investment Fund – Balanced Fund	22-Nov-1991	2-Apr-2013
Aware Investment Fund – Growth Fund	15-Jun-1997	2-Apr-2013
Aware Investment Fund – Australian Equities Fund	18-Jul-2011	2-Apr-2013
Aware Investment Fund – International Equities Fund	18-Jul-2011	2-Apr-2013
Aware Investment Fund – Fixed Interest Fund	18-Jul-2011	2-Apr-2013
Aware Investment Fund – Moderate Fund	18-Jul-2011	2-Apr-2013

The Fixed Term Fund terminated on 20 June 2021.

2. Summary of Accounting Policies

Basis of preparation

The financial statements are a general purpose financial report which has been prepared in accordance with the *Corporations Act 2001*, Australian Accounting Standards and other authoritative pronouncements issued by the Australian Accounting Standards Board (AASB) and comply with other requirements of the law.

For the purposes of preparing the financial statements, the Trusts are for-profit entities.

The financial statements have been prepared on the basis of historical cost, except for the revaluation of certain non-current assets and financial assets. Cost is based on the fair values of the consideration given in exchange for assets. All amounts are presented in Australian Dollars, unless otherwise indicated.

The principal accounting policies applied in the preparation of these financial statements are set out below. Unless otherwise stated, these policies are consistent with those applied in the previous year.

Statement of compliance

Compliance with Australian Accounting Standards ensures that the financial statements and notes thereto comply with International Financial Reporting Standards (IFRS) as issued

by the International Accounting Standards Board (IASB). Consequently, the financial statements are compliant with IFRS.

The financial statements were authorised for issue by the Directors of the Responsible Entity on 15 September 2022.

Going concern

The financial statements are prepared on the going concern basis. In the comparative 2021 financial year, the Fixed Term Funds were closed and the net assets fully distributed to all its unit holders on 20 June 2021.

COVID-19

COVID-19 was declared a pandemic by the World Health Organisation on 11 March 2020. The economic impacts of the response to the pandemic increased volatility in listed investment markets and increased uncertainty in the underlying assumptions applied in unlisted asset valuations.

The COVID-19 pandemic has created unprecedented uncertainty. Actual economic events and conditions in the future may materially differ from those estimated by the Funds at the reporting date. In the event that COVID-19 impacts are more severe or prolonged than anticipated, the future fair value of the Funds' investments may be adversely impacted. The Directors have assessed the events subsequent to year end up to the date of signing these financial statements and determined that no adjustments or additional disclosures are required.

2. Summary of Accounting Policies (continued)

Operationally the Trust has had to invoke its business continuity plans and has changed its operating model to ensure the safety of staff and compliance with recommendations and regulatory policy requirements issued by government departments. Where local lockdowns have required office closures, the majority of employees in those locations have worked from home and the operations of the Trust have continued uninterrupted.

The Trust has also contemplated the impact of the rising interest rates, and geopolitical events in Russia and Ukraine and the impacts to assets held in these countries where relevant. The exposure has either been exited at market value or appropriately valued in line with valuation policies.

There have been no changes to the Trust's valuation accounting policies.

Use of judgment and estimates

In the application of the Trust's accounting policy, judgments, estimates and assumptions about carrying values of assets and liabilities that are not readily apparent from other sources are made. The estimates and associated assumptions are based on historical experience and various other factors that are believed to be reasonable under the circumstance, the results of which form the basis of making these judgments. Actual results may differ from these estimates.

The estimates and underlying assumptions are reviewed on an ongoing basis. Revisions to accounting estimates are recognised in the period in which the estimate is revised if the revision affects only that period, or in the period of the revision, and future periods if the revision affects both current and future periods.

Judgments made that have significant effects on the financial statements, and estimates with a significant risk of material adjustments in the next year are disclosed, where applicable, in the relevant notes to the financial statements, including Note 10, which confirms details of judgements and estimates in the valuation and classification of financial instruments.

Newly effective Accounting Standards

The Funds have adopted all of the new and revised Standards and Interpretations issued by the Australian Accounting Standards Board that are relevant to their operations and effective for annual reporting periods beginning on 1 July 2021.

The adoption of these new and revised Standards and Interpretations has not resulted in any changes to the Trust's accounting policies or affected the amounts reported for the current or prior years.

The following new and revised Standards and Interpretations are mandatorily applicable for the first time for financial year ended 30 June 2022:

AASB 2020-8 Amendments to Australian Accounting Standards – Interest Rate Benchmark Reform – Phase 2

AASB 2020-8 amends AASB 9 *Financial Instruments*, AASB 7 *Financial Instruments: Disclosures*, AASB 4 *Insurance Contracts*, AASB 16 *Leases* and AASB 139 *Financial Instruments: Recognition and Measurement* to introduce practical expedients in relation to accounting for modification of financial contracts and/or leases if a change results directly from interest rate benchmark reform: the transition from inter-bank offered rates (IBOR) to alternative reference rates (ARRs). Amendments also allow exemptions from hedge accounting rules and introduce additional disclosure requirements.

The reforms are not expected to have a significant impact on the Fund's accounting policies or disclosures as the Fund does not hedge account.

Accounting standards issued but not yet adopted

At the date of authorisation of the financial statements, certain new accounting standards and interpretations have been published that are not mandatory for the 30 June 2022 reporting period and have not been early adopted by the Fund.

The Directors anticipate that there are no Standards and Interpretations which are expected to be relevant to the Funds.

Significant accounting policies

The significant accounting policies set out below have been applied in preparing the financial statements for the year ended 30 June 2022 and the comparative information presented in these financial statements.

The following significant accounting policies have been adopted in the preparation and presentation of the financial statements:

(a) Valuation of financial assets at fair value

To give effect to the investment objectives of the Cash, Fixed Interest, Capital Stable, Moderate, Balanced, Growth, Australian Equities, International Equities and Fixed Term Funds of the Trust, the Funds in-turn invest in Sector Trusts.

The Funds recognise their investment in Sector Trusts at fair value through profit and loss. Unit prices of the unit trusts reflect the fair value of the underlying assets of the Sector Trust.

The fair value of the investments is determined, as follows:

- Unlisted unit trusts are recorded at fund managers' valuation (i.e. unit price).
- For the Fixed Term options investments, these are stated at the trustee's valuation based on the advice of the Funds' investment managers at reporting date.

2. Summary of Accounting Policies (continued)

(b) Accounting for financial assets at fair value

Investment transactions are recorded on a trade date basis. The investments are stated at fair value, with any unrealised gains or losses on re-measurement recognised in profit or loss. Fair value is determined in the manner described in Note 10(m). On disposal, proceeds are set against the carrying value and the resulting realised gain or loss is included in the Statements of Comprehensive Income.

(c) Investment income

Distribution income is recognised on a receivable basis as of the date the unit value is quoted ex-distribution.

Interest revenue is recognised on a time proportionate basis taking into account the effective yield on the financial assets.

Gains or losses arising from changes in the fair values of financial instruments are included in the Statement of Comprehensive Income in the period in which they arise.

(d) Cash and cash equivalents

Cash and cash equivalents include cash in hand, deposits held at call with banks and other short-term highly liquid investments.

(e) Income tax

Under current income tax legislation, the Funds are not liable to pay income tax as the net income of the Funds is assessable in the hands of the beneficiaries (the unit holders) who are 'presently entitled' to the income of the Funds. There is no income of the Funds to which the unit holders are not presently entitled and additionally, the Consolidated Constitution of the Trust requires the distribution of the full amount of the net income of the Funds to the unit holders each period.

As a result, deferred taxes have not been recognised in the financial statements in relation to differences between the carrying amounts of assets and liabilities and their respective tax bases, including taxes on capital gains which could arise in the event of a sale of investments for the amount at which they are stated in the financial statements. In the event that taxable gains are realised by the Funds, these gains would be included in the taxable income that is assessable in the hands of the unit holders as noted above.

Realised capital losses are not distributed to unit holders but are retained within the Sector Trusts to be offset against any realised capital gains. The benefit of any carried forward capital losses is also not recognised in the financial statements. If in any period realised capital gains exceed realised capital losses, including those carried forward from earlier periods and eligible for offset, the excess is included in taxable income that is assessable in the hands of unit holders in the period and is distributed to unit holders in accordance with the requirements of the Consolidated Constitution of the Trust.

(f) Distributions and Interest Payment

In accordance with the Consolidated Constitution of the Trust, the Funds fully distribute their distributable income to unit holders by cash or reinvestment in the Fund.

The Cash, Fixed Interest, Capital Stable, Moderate, and Balanced Funds distribute income to unit holders on a quarterly basis. Distributable income of the Growth, Australian Equities, and International Equities Funds is distributed to unitholders half yearly. Fixed Term funds paid coupon income to unit holders on a monthly basis.

Distributions and Fixed Term Interest payments are recognised in the Statements of Comprehensive Income as finance costs attributable to unit holders. The distribution amount payable to investors as at the reporting date is recognised separately on the Statements of Financial Position as unit holders are presently entitled to the distributable income as at 30 June 2022.

(g) Increase/decrease in net assets attributable to unit holders

Non-distributable income is transferred directly to net assets attributable to unit holders and may consist of unrealised changes in the fair value of financial instruments at fair value through profit and loss, accrued income not yet assessable, expenses provided or accrued for which are not yet deductible, net capital losses and tax free or tax deferred income. Net capital gains on the realisation of any financial instruments at fair value through profit or loss (including any adjustments for tax deferred income previously taken directly to net assets attributable to unit holders) and accrued income not yet assessable will be included in the determination of distributable income in the same year which it becomes assessable for tax.

(h) Accounts payable and accrued expenses

Accounts payables and accrued expenses are recognised when the Funds become obliged to make future payments resulting from the purchase of goods and services. Payables are measured at their nominal values.

(i) Financial liabilities issued by the Funds

In accordance with AASB 132 *'Financial Instruments-Presentation'*, unit holders' funds are classified as a financial liability and disclosed as such in the Statements of Financial Position. Hence, the Funds have no equity as disclosed in the Statements of Changes in Equity.

(j) Goods and Services Tax (GST)

GST is usually incurred on the costs of various services provided to and paid by each Fund. The current rate of GST is 10%. Each Fund is eligible to claim a Reduced Input Tax Credit ('RITC') at the rate of 70.43% of the GST incurred on these services.

2. Summary of Accounting Policies (continued)

In the Statements of Comprehensive Income, fees and expenses have been recognised inclusive of the GST paid less the RITC claimed from the Australian Taxation Office ('ATO'). In the Statements of Financial Position, creditors and accruals are shown inclusive of GST payable, while the amount of the RITC recoverable from the ATO is included in sundry debtors. Cash flows relating to GST are included in the Statements of Cash Flows on a gross basis.

(k) Applications and redemptions

Applications received for units in each Fund are recorded at the unit price on issue for units in the Fund. All Funds are open to additional investments.

Redemptions from each Fund are recorded at the unit price on issue for units in the Fund. The proceeds of redemption from a Fund may be applied to the acquisition of units in another Fund.

Unit prices are determined as the net asset value of the Fund divided by the number of units on issue.

(l) Unit Prices

Unit prices are determined in accordance with the Trusts' Constitution and are calculated as the net assets attributable to unitholders, divided by the number of units on issue. Financial assets and liabilities are held for trading for unit pricing purposes are valued on a "last sale" price basis.

(m) Rounding off of amounts

The Trust is of a kind referred to in ASIC Corporations (Rounding in Financial/Directors' Reports) Instrument 2016/191, dated 23 March 2016, and accordingly, amounts in the Financial Statements have been rounded to the nearest thousand dollars, unless otherwise indicated.

(n) The Trust financial statements reported in a single report

The Responsible Entity for the Trust is Aware Financial Services Australia Limited (ABN 86 003 742 756). As such, the Trust is of a kind referred to in ASIC Corporations (Related Scheme Reports) Instrument 2015/839 which allows the financial statements of each Fund in the Trust to be reported using a single document. The financial statements and notes thereon have been prepared under ASIC Corporations (Related Scheme Reports) Instrument 2015/839.

(o) Prior Period Classification

Certain prior period comparatives within the Statements of Cashflows have been reclassified for presentation purposes only. There has been no impact in the Statements of Comprehensive Income, Statements of Financial Position, Statements of Changes in Equity and no retrospective adjustment to any other balances required.



3. Distributions

(a) Distributions of income

Details of the distributions paid or payable to unit holders during the year ended 30 June 2022 and 30 June 2021 were as follows:

	Cash Fund		Capital Stable Fund		Balanced Fund		Growth Fund	
	Class A c/unit	Class B c/unit	Class A c/unit	Class B c/unit	Class A c/unit	Class B c/unit	Class A c/unit	Class B c/unit
Quarter ended FY 2022								
30-Sep-21	0.00	0.00	0.14	0.15	0.09	0.09	0.00	0.00
31-Dec-21	0.00	0.00	0.08	0.10	0.21	0.22	0.32	0.46
31-Mar-22	0.00	0.00	0.08	0.09	0.07	0.07	0.00	0.00
30-Jun-22	0.0002	0.001	0.73	0.79	3.44	3.02	2.78	3.62
Total	0.0002	0.001	1.03	1.13	3.81	3.40	3.10	4.08
Quarter ended FY 2021								
30-Sep-20	0.00	0.001	0.05	0.05	0.03	0.03	0.00	0.00
31-Dec-20	0.01	0.004	0.21	0.28	0.40	0.41	0.37	0.55
31-Mar-21	0.00	0.00	0.19	0.22	0.13	0.14	0.00	0.00
30-Jun-21	0.00	0.00	1.22	1.12	3.37	3.26	3.66	4.39
Total	0.01	0.005	1.67	1.67	3.93	3.84	4.03	4.94

Details of the distributions paid or payable to unit holders during the year ended 30 June 2022 and 30 June 2021 were as follows:

	Australian Equities Fund		International Equities Fund		Fixed Interest Fund		Moderate Fund	
	Class A c/unit	Class B c/unit	Class A c/unit	Class B c/unit	Class A c/unit	Class B c/unit	Class A c/unit	Class B c/unit
Quarter ended FY 2022								
30-Sep-21	0.00	0.00	0.00	0.00	0.23	0.26	0.08	0.09
31-Dec-21	1.54	1.88	0.00	0.00	0.00	0.00	0.10	0.10
31-Mar-22	0.00	0.00	0.00	0.00	0.00	0.00	0.03	0.03
30-Jun-22	5.53	7.45	6.33	2.97	0.00	0.00	1.40	1.41
Total	7.07	9.33	6.33	2.97	0.23	0.26	1.61	1.63
Quarter ended FY 2021								
30-Sep-20	0.00	0.00	0.00	0.00	0.08	0.09	0.02	0.02
31-Dec-20	0.67	0.81	0.28	0.32	0.15	0.17	0.25	0.29
31-Mar-21	0.00	0.00	0.00	0.00	0.54	0.64	0.18	0.20
30-Jun-21	0.00	0.00	12.77	12.98	0.00	0.00	1.69	2.06
Total	0.67	0.81	13.05	13.30	0.77	0.90	2.14	2.57

The Fixed Term Fund does not distribute income.

3. Distributions (continued)

(b) Distributions Paid and Payable

Details of the distributions paid or payable to unit holders during the year ended 30 June 2022 and 30 June 2021 were as follows:

	Cash Fund		Capital Stable Fund		Balanced Fund		Growth Fund	
	Class A \$'000	Class B \$'000	Class A \$'000	Class B \$'000	Class A \$'000	Class B \$'000	Class A \$'000	Class B \$'000
Quarter ended FY 2022								
Sep 21 Distribution Paid	-	-	239	211	168	194	-	-
Dec 21 Distribution Paid	-	-	134	147	411	508	260	271
Mar 22 Distribution Paid	-	-	130	132	131	169	-	-
Jun 22 Distribution Payable	3	7	1,153	1,126	6,634	7,307	2,220	2,302
Total	3	7	1,656	1,616	7,344	8,178	2,480	2,573
Quarter ended FY 2021								
Sep 20 Distribution Paid	-	-	92	68	54	46	-	-
Dec 20 Distribution Paid	1	1	384	382	740	674	331	242
Mar 21 Distribution Paid	-	-	349	284	245	242	-	-
Jun 21 Distribution Payable	-	-	2,141	1,532	6,449	6,196	3,017	2,305
Total	1	1	2,966	2,266	7,488	7,158	3,348	2,547

Details of the distributions paid or payable to unit holders during the year ended 30 June 2022 and 30 June 2021 were as follows:

	Australian Equities Fund		International Equities Fund		Fixed Interest Fund		Moderate Fund	
	Class A \$'000	Class B \$'000	Class A \$'000	Class B \$'000	Class A \$'000	Class B \$'000	Class A \$'000	Class B \$'000
Quarter ended FY 2022								
Sep 21 Distribution Paid	-	-	-	-	4	4	153	218
Dec 21 Distribution Paid	90	195	-	-	-	-	184	246
Mar 22 Distribution Paid	-	-	-	-	-	-	51	76
Jun 22 Distribution Payable	302	781	256	212	-	-	2,773	3,652
Total	392	976	256	212	4	4	3,161	4,192
Quarter ended FY 2021								
Sep 20 Distribution Paid	-	-	-	-	2	2	26	31
Dec 20 Distribution Paid	50	85	13	19	4	4	436	532
Mar 21 Distribution Paid	-	-	-	-	11	12	312	395
Jun 21 Distribution Payable	-	-	540	792	-	-	3,067	4,390
Total	50	85	553	811	17	18	3,841	5,348

4. Expenses

(a) Responsible Entity's fee

Fees charged by the Responsible Entity Aware Financial Services Australia Limited (ABN 86 003 742 756) for performing its respective obligations are calculated daily as a rate per annum of the net asset value of each Fund and paid monthly from each Fund. The Trusts' Constitution permit the Responsible Entity to charge a fee of up to 1.5% per annum of the net asset value of each Fund. For the years ended 30 June 2022 and 30 June 2021, the Responsible Entity fees charged were lower than the maximum fee permitted.

The Responsible Entity fee refers to all fees charged to the Funds by the Responsible Entity, and includes Management, Investment Manager and Custody fees as referred to below at Note 4(b) to 4(d).

	Cash Fund		Capital Stable Fund		Balanced Fund		Growth Fund		Australian Equities Fund	
	Class A % p.a.	Class B % p.a.	Class A % p.a.	Class B % p.a.	Class A % p.a.	Class B % p.a.	Class A % p.a.	Class B % p.a.	Class A % p.a.	Class B % p.a.
2022										
Responsible Entity Fee (excl GST)	0.2450	0.1203	0.4976	0.4565	0.4418	0.3995	0.5525	0.5011	0.6156	0.5834
Add GST	0.0245	0.0120	0.0498	0.0457	0.0442	0.0400	0.0553	0.0501	0.0616	0.0583
Less RITC	(0.0173)	(0.0085)	(0.0350)	(0.0322)	(0.0311)	(0.0281)	(0.0389)	(0.0353)	(0.0434)	(0.0411)
Net Charge to the Funds	0.2522	0.1238	0.5124	0.4700	0.4549	0.4114	0.5689	0.5159	0.6338	0.6006
2021										
Responsible Entity Fee (excl GST)	0.2678	0.1514	0.4443	0.3647	0.3779	0.3326	0.4656	0.3691	0.5392	0.4517
Add GST	0.0268	0.0151	0.0444	0.0365	0.0378	0.0333	0.0466	0.0369	0.0539	0.0452
Less RITC	(0.0189)	(0.0107)	(0.0313)	(0.0257)	(0.0266)	(0.0234)	(0.0328)	(0.0260)	(0.0380)	(0.0318)
Net Charge to the Funds	0.2757	0.1558	0.4574	0.3755	0.3891	0.3425	0.4794	0.3800	0.5551	0.4651

	International Equities Fund		Fixed Interest Fund		Moderate Fund		Fixed Term Fund*	
	Class A % p.a.	Class B % p.a.	Class A % p.a.	Class B % p.a.	Class A % p.a.	Class B % p.a.	Class A % p.a.	Class B % p.a.
2022								
Responsible Entity Fee (excl GST)	0.6301	0.5494	0.3444	0.5222	0.4176	0.4155	-	-
Add GST	0.0630	0.0549	0.0344	0.0522	0.0418	0.0416	-	-
Less RITC	(0.0444)	(0.0387)	(0.0243)	(0.0368)	(0.0294)	(0.0293)	-	-
Net Charge to the Funds	0.6487	0.5656	0.3545	0.5376	0.4300	0.4278	-	-
2021								
Responsible Entity Fee (excl GST)	0.4557	0.4013	0.4862	0.4585	0.3833	0.3481	-	-
Add GST	0.0456	0.0401	0.0486	0.0459	0.0383	0.0348	-	-
Less RITC	(0.0321)	(0.0283)	(0.0342)	(0.0323)	(0.0270)	(0.0245)	-	-
Net Charge to the Funds	0.4692	0.4131	0.5006	0.4721	0.3946	0.3584	-	-

* Fixed Term Fund terminated on 20 June 2021.

4. Expenses (continued)

(a) Responsible Entity's fee (continued)

Details of the fees paid to the Trustee during the year were as follows:

	Cash Fund		Capital Stable Fund		Balanced Fund		Growth Fund		Australian Equities Fund	
	Class A \$'000	Class B \$'000	Class A \$'000	Class B \$'000	Class A \$'000	Class B \$'000	Class A \$'000	Class B \$'000	Class A \$'000	Class B \$'000
2022										
Responsible Entity Fee (excl GST)	44	43	880	786	1,184	1,374	503	519	37	81
Add GST	4	4	88	79	118	137	50	52	4	8
Less RITC	(3)	(3)	(62)	(55)	(83)	(97)	(35)	(37)	(3)	(6)
Total Expense	45	44	906	810	1,219	1,414	518	534	38	83

	International Equities Fund		Fixed Interest Fund		Moderate Fund		Fixed Term Fund*	
	Class A \$'000	Class B \$'000	Class A \$'000	Class B \$'000	Class A \$'000	Class B \$'000	Class A \$'000	Class B \$'000
2022								
Responsible Entity Fee (excl GST)	38	69	7	7	949	1,386	-	-
Add GST	4	7	1	1	95	139	-	-
Less RITC	(3)	(5)	(1)	-	(67)	(98)	-	-
Total Expense	39	71	7	8	977	1,427	-	-

	Cash Fund		Capital Stable Fund		Balanced Fund		Growth Fund		Australian Equities Fund	
	Class A \$'000	Class B \$'000	Class A \$'000	Class B \$'000	Class A \$'000	Class B \$'000	Class A \$'000	Class B \$'000	Class A \$'000	Class B \$'000
2021										
Responsible Entity Fee (excl GST)	61	48	914	638	1,077	963	481	346	43	71
Add GST	6	5	91	64	108	96	48	35	4	7
Less RITC	(4)	(3)	(64)	(45)	(76)	(68)	(34)	(24)	(3)	(5)
Total Expense	63	50	941	657	1,109	991	495	357	44	73

	International Equities Fund		Fixed Interest Fund		Moderate Fund		Fixed Term Fund*	
	Class A \$'000	Class B \$'000	Class A \$'000	Class B \$'000	Class A \$'000	Class B \$'000	Class A \$'000	Class B \$'000
2021								
Responsible Entity Fee (excl GST)	35	51	9	9	842	1,008	5	3
Add GST	4	5	1	1	84	101	1	0
Less RITC	(2)	(4)	(1)	(1)	(59)	(71)	-	-
Total Expense	37	52	9	9	867	1,038	6	3

* Fixed Term Fund terminated on 20 June 2021.

4. Expenses (continued)

(b) Investment manager fees

External investment managers provide investment management services directly to the Sector Trusts and accordingly investment manager fees are paid to the investment managers out of the assets of the underlying Sector Trusts. These fees are included in the management fee of the relevant Fund, as shown in Note 4(d).

(c) Custody fee

The Custodian of the Cash, Fixed Interest, Capital Stable, Moderate, Balanced, Growth, Australian Equities and International Equities Funds receives a fee for safe custody services. Custody fees are paid to the custodian out of the assets of the underlying Sector Trusts and are included in the management fee of the relevant Fund, as shown in Note 4(d).

(d) Management fee

The management fee for each Fund is the expression of the fees and charges of a Fund as a percentage of the net asset value of the Fund. It is calculated as the aggregate of the total amounts paid to the Responsible Entity, the Custodian and some of the other expenses payable either directly or indirectly by the Fund including the investment management fees paid to the external investment managers, expressed as a percentage of the average net asset value of each Fund. The management fee is shown as part of the Responsible Entity fee at Note 4(a).

Class A & B	2022 %	2021 %
Cash Fund	0.24	0.24
Fixed Interest Fund	0.40	0.40
Capital Stable Fund	0.55	0.55
Moderate Fund	0.60	0.60
Balanced Fund	0.65	0.65
Growth Fund	0.75	0.75
Australian Equities Fund	0.75	0.75
International Equities Fund	0.75	0.75
Fixed Term Fund*	n/a	0.40

* Fixed Term Fund terminated on 20 June 2021.

4. Expenses (continued)

(e) Reimbursement of operating expenses

Under the Consolidated Constitution of the Trust, certain administrative, legal, and other expenses directly related to the operations of the Trust which have been incurred and paid by the Responsible Entity on behalf of the Trust, are subject to reimbursement from the Trust.

The Responsible Entity has the right of reimbursement from the Trust for all of the expenses incurred by it on behalf of the Trust, but currently does not exercise this right.

(f) Remuneration of Auditors

The Trust's auditor is Deloitte Touche Tohmatsu. During the financial year, the following fees (shown exclusive of GST) were paid to Deloitte Touche Tohmatsu by the Responsible Entity from its own resources in connection with the Trust.

	2022 \$	2021 \$
Audit fees – Deloitte Touche Tohmatsu	136,000	136,000
Total Auditor's Remuneration	136,000	136,000

The compliance plan audit fee with Deloitte Touche Tohmatsu was \$33,000 (2021: \$33,000) which was borne by the responsible entity, Aware Financial Services Australia Limited.

There were no other non-audit services provided during the financial year by Deloitte Touche Tohmatsu.



5. Net assets attributable to unit holders

(a) Number of units attributable to unit holders

Movements in the number of units on issue during the year were as follows:

	Cash Fund		Capital Stable Fund		Balanced Fund		Growth Fund		Australian Equities Fund	
Investment Fund – Class A	2022 units	2021 units	2022 units	2021 units	2022 units	2021 units	2022 units	2021 units	2022 units	2021 units
Units on issue at the beginning of the financial year	22,881,386	32,398,843	175,703,326	186,866,979	191,104,713	174,821,000	82,554,024	73,191,334	6,634,694	6,939,847
Units issued during the year	11,963,736	22,025,384	25,724,597	26,914,593	20,626,478	24,850,535	6,989,698	8,514,642	763,655	229,771
Units redeemed during the year	(16,834,113)	(31,562,365)	(45,117,885)	(47,964,218)	(23,568,479)	(25,645,187)	(12,406,966)	(18,014,367)	(2,012,337)	(2,388,525)
Units issued upon reinvestment of distributions	-	19,524	2,227,584	9,885,972	4,765,173	17,078,365	2,632,087	18,862,415	72,211	1,853,601
Units on issue at the end of the financial year	18,011,009	22,881,386	158,537,622	175,703,326	192,927,885	191,104,713	79,768,843	82,554,024	5,458,223	6,634,694

	International Equities Fund		Fixed Interest Fund		Moderate Fund		Fixed Term Fund*	
Investment Fund – Class A	2022 units	2021 units	2022 units	2021 units	2022 units	2021 units	2022 units	2021 units
Units on issue at the beginning of the financial year	4,232,892	4,442,566	1,867,495	2,984,458	181,129,194	161,241,364	-	1,522,343
Units issued during the year	409,733	345,420	1,486,063	487,426	37,240,078	38,007,291	-	249,982
Units redeemed during the year	(898,774)	(1,091,109)	(1,085,428)	(1,697,375)	(23,078,530)	(23,252,772)	-	(1,772,325)
Units issued upon reinvestment of distributions	302,823	536,015	3,527	92,986	2,832,738	5,133,311	-	-
Units on issue at the end of the financial year	4,046,674	4,232,892	2,271,657	1,867,495	198,123,480	181,129,194	-	-

* Fixed Term Fund was terminated on 20 June 2021.

As stipulated within the Consolidated Constitution of the Trust, each unit confers on its holder an equal interest in the net assets of the Fund to which the unit relates. This interest does not extend to an interest to the underlying assets in each Fund.

5. Net assets attributable to unit holders (continued)

(a) Number of units attributable to unit holders (continued)

Movements in the number of units on issue during the year were as follows:

	Cash Fund		Capital Stable Fund		Balanced Fund		Growth Fund		Australian Equities Fund	
Investment Fund – Class B	2022 units	2021 units	2022 units	2021 units	2022 units	2021 units	2022 units	2021 units	2022 units	2021 units
Units on issue at the beginning of the financial year	31,980,945	30,882,217	137,361,164	128,818,787	190,095,315	151,760,557	52,463,634	39,757,637	11,083,344	9,659,191
Units issued during the year	325,284,691	358,221,369	58,796,410	62,284,521	83,829,841	65,333,532	17,342,156	17,780,298	1,746,759	1,534,670
Units redeemed during the year	(321,488,113)	(357,134,845)	(55,766,400)	(55,666,073)	(36,649,432)	(30,091,055)	(7,737,078)	(5,763,965)	(2,466,122)	(1,347,988)
Units issued upon reinvestment of distributions	-	12,204	1,574,147	1,923,929	4,579,820	3,092,281	1,430,928	689,664	128,686	1,237,471
Units on issue at the end of the financial year	35,777,523	31,980,945	141,965,321	137,361,164	241,855,544	190,095,315	63,499,640	52,463,634	10,492,667	11,083,344

	International Equities Fund		Fixed Interest Fund		Moderate Fund		Fixed Term Fund*	
Investment Fund – Class B	2022 units	2021 units	2022 units	2021 units	2022 units	2021 units	2022 units	2021 units
Units on issue at the beginning of the financial year	6,101,698	5,557,961	1,738,637	2,781,523	212,835,798	159,502,203	-	992,300
Units issued during the year	1,754,072	1,021,152	270,668	905,225	89,516,547	90,037,086	-	-
Units redeemed during the year	(1,129,320)	(686,620)	(816,744)	(2,034,106)	(47,081,440)	(40,601,753)	-	(992,300)
Units issued upon reinvestment of distributions	400,413	209,205	3,298	85,995	3,605,847	3,898,262	-	-
Units on issue at the end of the financial year	7,126,863	6,101,698	1,195,859	1,738,637	258,876,752	212,835,798	-	-

* Fixed Term Fund was terminated on 20 June 2021.

As stipulated within the Consolidated Constitution of the Trust, each unit confers on its holder an equal interest in the net assets of the Fund to which the unit relates. This interest does not extend to an interest to the underlying assets in each Fund.

5. Net assets attributable to unit holders (continued)

(b) Net assets attributable to unit holders

Movements in the value of units on issue during the year were as follows:

	Cash Fund		Capital Stable Fund		Balanced Fund		Growth Fund		Australian Equities Fund	
Investment Fund – Class A	2022 \$'000	2021 \$'000	2022 \$'000	2021 \$'000	2022 \$'000	2021 \$'000	2022 \$'000	2021 \$'000	2022 \$'000	2021 \$'000
Net Assets attributable to unit holders at beginning of the year	22,878	32,307	205,744	213,634	284,988	236,345	103,379	80,779	7,904	6,738
Non Distributable Income (Prior Year)	(88)	(89)	(5,624)	(678)	(28,910)	(2,194)	(872)	12,690	(688)	1,027
Value of units on issue at beginning of the year	22,790	32,218	200,120	212,956	256,078	234,151	102,507	93,469	7,216	7,765
Applications for the year	11,964	22,465	29,595	32,057	30,035	35,203	8,555	9,824	933	242
Redemptions for the year	(16,834)	(31,913)	(52,080)	(56,034)	(34,334)	(35,877)	(15,254)	(20,997)	(2,384)	(2,539)
Value of units issued upon reinvestment of distributions	-	20	2,582	11,141	6,917	22,601	3,204	20,211	89	1,748
Movement in value of units on issue during the year	(4,870)	(9,428)	(19,903)	(12,836)	2,618	21,927	(3,495)	9,038	(1,362)	(549)
Non Distributable Income (Current Year)	88	88	(3,303)	5,624	9,279	28,910	(7,889)	872	229	688
Net Assets attributable to unit holders	18,008	22,878	176,914	205,744	267,975	284,988	91,123	103,379	6,083	7,904

	International Equities Fund		Fixed Interest Fund		Moderate Fund		Fixed Term Fund*	
Investment Fund – Class A	2022 \$'000	2021 \$'000	2022 \$'000	2021 \$'000	2022 \$'000	2021 \$'000	2022 \$'000	2021 \$'000
Net Assets attributable to unit holders at beginning of the year	7,713	6,467	1,949	3,270	219,640	185,170	-	1,272
Non Distributable Income (Prior Year)	(1,519)	144	23	(133)	(14,926)	(3,554)	-	(21)
Value of units on issue at beginning of the year	6,194	6,611	1,972	3,137	204,714	181,616	-	1,251
Applications for the year	693	559	1,434	550	44,301	44,528	-	250
Redemptions for the year	(1,560)	(1,736)	(1,073)	(1,814)	(27,441)	(27,233)	-	(1,522)
Value of units issued upon reinvestment of distributions	514	760	4	99	3,370	5,803	-	-
Movement in value of units on issue during the year	(353)	(417)	365	(1,165)	20,230	23,098	-	(1,272)
Non Distributable Income (Current Year)	222	1,519	(233)	(23)	2,361	14,926	-	21
Net Assets attributable to unit holders	6,063	7,713	2,104	1,949	227,305	219,640	-	-

* Fixed Term Fund was terminated on 20 June 2021.

5. Net assets attributable to unit holders (continued)

(b) Number of units attributable to unit holders (continued)

	Cash Fund		Capital Stable Fund		Balanced Fund		Growth Fund		Australian Equities Fund	
Investment Fund – Class B	2022 \$'000	2021 \$'000	2022 \$'000	2021 \$'000	2022 \$'000	2021 \$'000	2022 \$'000	2021 \$'000	2022 \$'000	2021 \$'000
Net Assets attributable to unit holders at beginning of the year	31,978	30,850	175,000	159,879	289,471	207,918	93,675	61,907	15,825	11,183
Non Distributable Income (Prior Year)	(247)	(245)	(5,688)	(1,338)	(26,155)	220	(13,532)	(2,921)	(1,254)	1,676
Value of units on issue at beginning of the year	31,731	30,605	169,312	158,541	263,316	208,138	80,143	58,986	14,571	12,859
Applications for the year	325,285	358,397	73,754	78,039	124,741	93,153	30,426	29,313	2,524	1,965
Redemptions for the year	(321,488)	(357,283)	(69,946)	(69,633)	(54,256)	(42,171)	(13,471)	(9,219)	(3,594)	(1,654)
Value of units issued upon reinvestment of distributions	-	12	1,985	2,365	6,769	4,197	2,487	1,063	189	1,401
Movement in value of units on issue during the year	3,797	1,126	5,793	10,771	77,254	55,179	19,442	21,157	(881)	1,712
Non Distributable Income (Current Year)	244	247	(2,819)	5,688	3,393	26,154	4,070	13,532	237	1,254
Net Assets attributable to unit holders	35,772	31,978	172,286	175,000	343,963	289,471	103,655	93,675	13,927	15,825

	International Equities Fund		Fixed Interest Fund		Moderate Fund		Fixed Term Fund*	
Investment Fund – Class B	2022 \$'000	2021 \$'000	2022 \$'000	2021 \$'000	2022 \$'000	2021 \$'000	2022 \$'000	2021 \$'000
Net Assets attributable to unit holders at beginning of the year	12,681	9,119	2,052	3,448	289,608	205,635	-	992
Non Distributable Income (Prior Year)	(2,414)	157	132	(19)	(15,070)	(1,007)	-	2
Value of units on issue at beginning of the year	10,267	9,276	2,184	3,429	274,538	204,628	-	994
Applications for the year	3,455	1,828	308	1,111	119,795	117,821	-	-
Redemptions for the year	(2,175)	(1,173)	(916)	(2,460)	(62,690)	(52,872)	-	(992)
Value of units issued upon reinvestment of distributions	775	336	4	104	4,813	4,961	-	-
Movement in value of units on issue during the year	2,055	991	(604)	(1,245)	61,918	69,910	-	(992)
Non Distributable Income (Current Year)	163	2,414	(322)	(132)	(2,802)	15,070	-	(2)
Net Assets attributable to unit holders	12,485	12,681	1,258	2,052	333,654	289,608	-	-

* Fixed Term Fund was terminated on 20 June 2021.

5. Net assets attributable to unit holders (continued)

(b) Number of units attributable to unit holders (continued)

	Cash Fund		Capital Stable Fund		Balanced Fund		Growth Fund		Australian Equities Fund	
Investment Fund – Class A + Class B	2022 \$'000	2021 \$'000	2022 \$'000	2021 \$'000	2022 \$'000	2021 \$'000	2022 \$'000	2021 \$'000	2022 \$'000	2021 \$'000
Net Assets attributable to unit holders at beginning of the year	54,856	63,157	380,744	373,513	574,459	444,263	197,054	142,686	23,729	17,921
Non Distributable Income (Prior Year)	(335)	(334)	(11,312)	(2,016)	(55,065)	(1,974)	(14,404)	9,769	(1,942)	2,703
Value of units on issue at beginning of the year	54,521	62,823	369,432	371,497	519,394	442,289	182,650	152,455	21,787	20,624
Applications for the year	337,249	380,862	103,349	110,096	154,776	128,356	38,981	39,137	3,457	2,207
Redemptions for the year	(338,322)	(389,196)	(122,026)	(125,667)	(88,590)	(78,048)	(28,725)	(30,216)	(5,978)	(4,193)
Value of units issued upon reinvestment of distributions	-	32	4,567	13,506	13,686	26,798	5,691	21,274	278	3,149
Movement in value of units on issue during the year	(1,073)	(8,302)	(14,110)	(2,065)	79,872	77,106	15,947	30,195	(2,243)	1,163
Non Distributable Income (Current Year)	332	335	(6,121)	11,313	12,673	55,065	(3,819)	14,404	466	1,942
Net Assets attributable to unit holders	53,780	54,856	349,201	380,745	611,939	574,460	194,778	197,054	20,010	23,729

	International Equities Fund		Fixed Interest Fund		Moderate Fund		Fixed Term Fund*	
Investment Fund – Class A + Class B	2022 \$'000	2021 \$'000	2022 \$'000	2021 \$'000	2022 \$'000	2021 \$'000	2022 \$'000	2021 \$'000
Net Assets attributable to unit holders at beginning of the year	20,395	15,585	4,002	6,718	509,247	390,805	-	2,264
Non Distributable Income (Prior Year)	(3,933)	301	155	(152)	(29,996)	(4,561)	-	(19)
Value of units on issue at beginning of the year	16,462	15,886	4,157	6,566	479,251	386,244	-	2,245
Applications for the year	4,148	2,388	1,742	1,661	164,096	162,349	-	250
Redemptions for the year	(3,735)	(2,908)	(1,989)	(4,274)	(90,131)	(80,105)	-	(2,514)
Value of units issued upon reinvestment of distributions	1,289	1,096	8	203	8,183	10,764	-	-
Movement in value of units on issue during the year	1,702	576	(239)	(2,410)	82,148	93,008	-	(2,264)
Non Distributable Income (Current Year)	384	3,933	(556)	(154)	(440)	29,995	-	19
Net Assets attributable to unit holders	18,548	20,395	3,362	4,002	560,959	509,247	-	-

* Fixed Term Fund was terminated on 20 June 2021.

6. Net asset backing of each unit

The net assets attributable to unit holders of each unit in the Trust as at 30 June 2022 is shown as follows:

Investment Funds	Class A		Class B	
	2022 \$	2021 \$	2022 \$	2021 \$
Cash Fund	1.0000	1.0000	1.0000	1.0000
Capital Stable Fund	1.1107	1.1707	1.2075	1.2715
Balanced Fund	1.3826	1.4820	1.4067	1.5063
Growth Fund	1.1360	1.2494	1.6196	1.7735
Australian Equities Fund	1.1163	1.1819	1.3377	1.4164
International Equities Fund	1.5108	1.8238	1.7235	2.0652
Fixed Interest Fund	0.9263	1.0438	1.0517	1.1800
Moderate Fund	1.1400	1.2052	1.2787	1.3538
Fixed Term Fund* (closed 20 Jun 21)	n/a	1.0000	n/a	1.0000

* The Fixed Term Fund was a non-unitised investment meaning the value of the investment does not change in line with changes in unit price. The issue price of each interest in the fund was \$1.00 per dollar of value interest and this value did not change over the term of the investment. The Fixed Term Fund was terminated on 20 June 2021 and the abovementioned issue price applied at time of termination.

7. Related party disclosures

(a) Responsible entity

The Responsible Entity of the eight Funds comprising the Trust is Aware Financial Services Australia Limited (ABN 86 003 742 756). Aware Financial Services Australia Limited is an unlisted public company incorporated and operating in Australia.

The ultimate controlling entity of Aware Financial Services Australia Limited is Aware Super Pty Ltd as trustee for Aware Superannuation Scheme.

Registered office and principal place of business of Aware Financial Services Australia Limited is:

Level 28
388 George Street
SYDNEY NSW 2000
Phone: 1800 620 305

(b) Key management personnel

The key management personnel (KMP) of the responsible entity at any time during the financial year were as follows:

Directors of the Responsible Entity

- Claire Wivell Plater, Chairperson
- Trevor Carr
- Mark Lennon
- Sarah Forman (resigned 11 February 2022)

Executives

- Damian Graham – Chief Investment Officer
- Tim Elliott – Group Executive, Finance, Strategy & Transformation
- Jane Couchman – Chief Risk Officer

(c) Key management personnel compensation

Key management personnel are paid through Aware Financial Services Australia Limited. Payments made from the eight Funds comprising the Trust to Aware Financial Services Australia Limited do not include any amounts directly attributable to the compensation of key management personnel.

7. Related party disclosures (continued)

(d) Holdings by related parties

Administration of the eight Funds comprising the Trust is conducted by Aware Financial Services Australia Limited.

As at 30 June 2022, the Responsible Entity had total holdings of \$nil in the Trust (2021: \$nil). There were no holdings by nominees or associates of the Responsible Entity.

The other key management personnel of the Responsible Entity, Aware Financial Services Australia Limited, held \$nil (2021: \$nil) in the Trust as follows:

	Cash Fund		Capital Stable Fund		Balanced Fund		Growth Fund		Australian Equities Fund	
Investment Fund – Class A + B	2022	2021	2022	2021	2022	2021	2022	2021	2022	2021
	\$	\$	\$	\$	\$	\$	\$	\$	\$	\$
Key management personnel	-	-	-	-	-	-	-	-	-	-
Responsible Entity	-	-	-	-	-	-	-	-	-	-
Total	-	-	-	-	-	-	-	-	-	-

	International Equities Fund		Fixed Interest Fund		Moderate Fund		Fixed Term Fund*	
Investment Fund – Class A + B	2022	2021	2022	2021	2022	2021	2022	2021
	\$	\$	\$	\$	\$	\$	\$	\$
Key management personnel	-	-	-	-	-	-	-	-
Responsible Entity	-	-	-	-	-	-	-	-
Total	-	-	-	-	-	-	-	-

* Fixed Term Fund terminated on 20 June 2021.

(e) Transactions with related parties

Transactions with related parties have taken place at arm's length and in the ordinary course of business.

Responsible Entity fees of \$7909,803 (exclusive of GST) (2021: \$6,606,352), calculated in accordance with Note 4(a), were paid to the Responsible Entity.

	Cash Fund	Capital Stable Fund	Balanced Fund	Growth Fund	Australian Equities Fund
Year ended	\$	\$	\$	\$	\$
2022	87,150	1,666,763	2,558,085	1,022,839	118,684
2021	109,697	1,552,356	2,039,623	827,070	114,100

	International Equities Fund	Fixed Interest Fund	Moderate Fund	Fixed Term Fund*
Year ended	\$	\$	\$	\$
2022	106,800	13,815	2,335,667	n/a
2021	86,033	18,885	1,850,072	8,516

* Fixed Term Fund terminated on 20 June 2021.

8. Financial Assets at Fair Value Through Profit or Loss

As at 30 June 2022, the market value of the proportion of the units held by each Fund, in the respective Sector Trust, is shown below:

Investment Funds	Investment in an unlisted unit trust	
	2022 \$'000	2021 \$'000
Cash Fund	53,800	54,863
Capital Stable Fund	352,074	384,905
Balanced Fund	625,423	586,515
Growth Fund	199,426	202,488
Australian Equities Fund	21,102	23,739
International Equities Fund	19,023	21,735
Fixed Interest Fund	3,363	4,003
Moderate Fund	568,132	517,213
Fixed Term Fund (closed 20 June 21)	n/a	n/a



9. Notes to the Statements of Cash Flows

	Cash Fund		Capital Stable Fund		Balanced Fund		Growth Fund		Australian Equities Fund	
	2022 \$'000	2021 \$'000	2022 \$'000	2021 \$'000	2022 \$'000	2021 \$'000	2022 \$'000	2021 \$'000	2021 \$'000	2021 \$'000
(a) Cash and cash equivalents	-	-	-	-	-	-	-	-	-	-
(b) Reconciliation of profit attributable to unit holders for the period to net cash used by operating activities										
Net Profit	-	-	-	-	-	-	-	-	-	-
Finance cost attributable to unit holders	71	77	(7,661)	21,251	(6,315)	86,678	(6,066)	37,086	1,279	5,152
Net Profit attributable to unit holders	71	77	(7,661)	21,251	(6,315)	86,678	(6,066)	37,086	1,279	5,152
Income reinvested in unit trusts	(63)	(72)	(6,502)	(6,721)	(20,556)	(18,943)	(7,015)	(7,019)	(1,388)	(373)
Net (gains)/losses on financial instruments at fair value	-	-	18,948	(9,406)	44,793	(50,889)	19,223	(23,899)	1,374	(4,524)
Decrease/(increase) in reduced input tax credit receivable	-	1	1	8	(3)	5	-	2	-	-
Decrease/(increase) in sundry debtors	5	-	-	2	-	1	-	1	-	-
(Decrease)/increase in accrued expenses	(2)	(120)	(11)	(284)	18	(11)	1	5	(1)	-
Net cash (used in)/generated by operating activities	11	(114)	4,775	4,850	17,937	16,841	6,053	6,176	1,264	255
(c) Non-cash investing activities										
Distribution reinvested in unit trusts	63	71	6,501	6,721	20,555	18,944	7,015	7,019	1,388	373
(d) Non-cash financing activities										
Distribution reinvested by unit holders	-	32	4,567	13,504	13,686	26,798	5,691	21,274	278	3,150

9. Notes to the Statements of Cash Flows (continued)

	International Equities Fund		Fixed Interest Fund		Moderate Fund		Fixed Term Fund*	
	2022 \$'000	2021 \$'000	2022 \$'000	2021 \$'000	2022 \$'000	2021 \$'000	2022 \$'000	2021 \$'000
(a) Cash and cash equivalents	-	-	-	-	-	-	-	-
(b) Reconciliation of profit attributable to unit holders for the period to net cash used by operating activities.								
Net Profit	-	-	-	-	-	-	-	-
Finance cost attributable to unit holders	(2,481)	6,996	(381)	(221)	(10,101)	47,385	-	73
Net Profit attributable to unit holders	(2,481)	6,996	(381)	(221)	(10,101)	47,385	-	73
Income reinvested in unit trusts	(599)	(1,397)	(10)	(49)	(12,983)	(12,744)	-	-
Net (gains)/losses on financial instruments at fair value	3,570	(4,292)	388	301	33,662	(23,798)	-	-
(Increase)/decrease in interest receivable	-	-	-	-	(3)	3	-	-
Decrease/(increase) in sundry debtors	-	-	-	-	-	4	-	-
(Decrease)/increase in accrued expenses	(1)	1	-	(10)	22	(22)	-	-
Net cash (used in)/generated by operating activities	489	1,308	(3)	21	10,597	10,828	-	73
(c) Non-cash investing activities								
Distribution reinvested in unit trusts	599	1,396	11	50	12,983	12,745	-	-
(d) Non-cash financing activities								
Distribution reinvested by unit holders	1,289	1,096	8	203	8,184	10,763	-	-

* Fixed Term Fund terminated on 20 June 2021.



10. Financial Instruments

(a) Financial instrument management

The allocation of investments made by each Sector Trust is dependent on the investment objectives of each Fund. These are generally reviewed annually and may be reviewed on an ad hoc basis if required. The Responsible Entity mitigates the risk that the longer-term strategic asset allocation of each Fund may not achieve its investment objectives by careful research using the Responsible Entity's expertise.

The Responsible Entity researches possible new specialist managers to manage the investments of each Sector Trust. Prior to an appointment the Responsible Entity conducts research and due diligence on each specialist investment manager. The Responsible Entity conducts formal reviews of each appointed specialist investment managers performance.

Generally, on an annual basis the Responsible Entity reviews the existing Sector Trusts including the number and type of investment managers, possible new asset classes or possible termination of asset classes.

The performance of each investment manager is calculated monthly, reviewed regularly throughout the financial year and compared to benchmarks such as predetermined market-based investment benchmarks. Daily, the Custodian monitors and reports (on an exceptions basis) on each specialist investment manager's compliance with their investment mandate.

Monthly the investment performance of each Fund is calculated and disclosed on the Responsible Entity's website.

State Street acts as the master custodian on behalf of the Responsible Entity and provides services such as physical custody and safe keeping of assets, settlement of investment trades, and collection of dividends. State Street also provides other services such as accounting, monitoring, unit pricing and reporting functions for each Fund and Sector Trust.

(b) Significant accounting policies

Details of the significant accounting policies and methods adopted, including the criteria for recognition, the basis of measurement and the basis on which revenues and expenses are recognised, in respect of each class of financial asset and financial liability are disclosed in Note 2 to the financial statements.

(c) Capital risk management

The Fund considers its net assets attributable to unitholders as capital. The amount of net assets attributable to unitholders can change significantly on a daily basis as the Fund is subject to daily applications and redemptions at the discretion of unitholders. Net assets attributable to unitholders are representative of the expected cash outflows on redemption. Daily applications and redemptions are reviewed relative to the liquidity of the Fund's underlying assets on a daily basis by the Responsible Entity.

(d) Categories of financial instruments

The Funds have investments in the following categories of financial assets and liabilities:

	Cash Fund		Capital Stable Fund		Balanced Fund		Growth Fund		Australian Equities Fund	
	2022 \$'000	2021 \$'000	2022 \$'000	2021 \$'000	2022 \$'000	2021 \$'000	2022 \$'000	2021 \$'000	2022 \$'000	2021 \$'000
Financial Assets										
Financial assets held at fair value through profit and loss	53,800	54,863	352,074	384,905	625,423	586,515	199,426	202,488	21,102	23,739
Receivables*	1	6	17	18	862	26	11	11	1	1
Financial Liabilities										
Payables	21	13	2,890	4,178	14,346	12,081	4,659	5,445	1,093	11

	International Equities Fund		Fixed Interest Fund		Moderate Fund		Fixed Term Fund**	
	2022 \$'000	2021 \$'000	2022 \$'000	2021 \$'000	2022 \$'000	2021 \$'000	2022 \$'000	2021 \$'000
Financial Assets								
Financial assets held at fair value through profit and loss	19,023	21,735	3,363	4,003	568,132	517,213	-	-
Receivables*	1	1	-	-	27	24	-	-
Financial Liabilities								
Payables	476	1,341	1	1	7,200	7,990	-	-

* All receivables are current and there are no amounts past due or impaired.

** Fixed Term Fund terminated on 20 June 2021.

10. Financial Instruments (continued)

(e) Financial risk management objectives

The Funds are exposed to a variety of financial risks. These risks include credit risk, liquidity and cash flow risk and market risk (including interest rate risk, foreign currency risk and price risk).

(f) Credit risk

Credit risk is the risk that the counterparty will fail to perform contractual obligations, either in whole or in part, under contract resulting in a financial loss.

Concentrations of credit risk are minimised primarily by:

- The Funds investing in units in the Sector Trusts.
- Ensuring that Sector Trust transactions are undertaken with a large number of counterparties.
- Where appropriate Sector Trusts undertake transactions on recognised exchanges and with a variety of counterparties.
- The appointment of investment managers with appropriate credit assessment skills, setting and monitoring limits in investment manager mandates.

The Funds do not have a concentration of credit risk to underlying counterparties. The maximum credit risk to which the Funds are exposed to is equal to the Fund's carrying value of the units in the Sector Trusts and the cash balances held within Sector Trusts.

There has been no change in the strategy to manage credit risk from the prior year.

(g) Liquidity and cash flow risk

Liquidity and cash flow risk is the risk that the Funds will experience difficulty either realising assets or otherwise raising sufficient funds to satisfy commitments associated with financial instruments.

Ultimate responsibility for liquidity risk management rests with the Responsible Entity. The Responsible Entity has built an appropriate risk framework for the management of each Fund's liquidity management requirements. In particular, the liquidity of each Fund is managed in accordance with each Fund's investment strategy. The Fund's net cash flows are regularly monitored. The liquidity risk associated with the need to satisfy unit holders' requests for redemptions are mitigated by new contributions and maintaining adequate liquidity to satisfy usual levels of demand. The overall strategy to manage liquidity risk remains unchanged from 2021.

Liabilities attributable to unit holders is calculated daily.

(h) Market risk

Market Risk arises from factors such as economic, technological, political, or legal conditions which can adversely affect investment markets. In turn, this can cause market prices to fluctuate and affect the value of investment portfolios.

Market risk comprises three types of risk: foreign exchange (currency risk), market interest rates (interest rate risk) and market prices (price risk). The policies and procedures put

in place to mitigate the Funds' exposure to market risk are detailed in the Responsible Entity's investment policies and Risk Management Strategy and Plan. There has been no change in the Funds' exposure to market risk or the manner in which it manages or measures risk.

Concentrations of market risk are minimised primarily by:

- Careful research of strategic asset allocation of each Fund.
- Careful research, hiring and monitoring of professional specialist investment managers.
- Sector Trusts using a diversified mix of specialist investment managers who the Responsible Entity believes are the most appropriate for each asset class.
- Where appropriate, Sector Trusts undertaking transactions on recognised exchanges and with a variety of counterparties.

(i) Foreign exchange risk

Foreign currency contracts are used primarily to manage the foreign exchange risk implicit in the value of Sector Trust portfolio securities denominated in foreign currency, and to secure a particular exchange rate for a planned purchase or sale of securities. The terms and conditions of these contracts rarely exceed twelve months.

The Funds through their investment in Sector Trusts have a risk associated with movements in the value of financial assets and or liabilities denominated in foreign currencies.

Foreign currency risk is mitigated by hiring specialist foreign currency managers ensuring that all activities are transacted in accordance with mandates, overall investment strategy and within approved limits.

Movements in foreign currencies are reflected in the value of units invested in Sector Trusts.

(j) Interest rate risk

Interest rate risk is the risk the value of financial assets will fluctuate due to changes in market interest rates.

The Funds, through their investments in units in Sector Trusts and direct holdings in cash, have a risk associated with movements in interest rates.

Interest rate risk is mitigated by hiring professional, specialist investment managers ensuring all activities are transacted in accordance with mandates, overall investment strategy and within approved limits. The Funds have minimal exposure to variable interest rates.

(k) Climate risk

Climate change represents a significant long-term risk to the Fund's investment portfolio. The transition of the economy from current carbon-based energy to a lower, and ultimately net-zero economy, presents economic climate transition risks to companies around the globe, and therefore potentially the Fund's investments. The range of possible climate transition pathways require detailed consideration and assessment to minimise potentially negative financial impacts on the Fund's

10. Financial Instruments (continued)

investment portfolio as some carbon-intensive assets devalue or even become stranded, while other lower-carbon assets may increase in value.

The Fund launched a Climate Change Portfolio Transition Plan (Transition Plan) in 2020 to address the large systemic and structural changes that limiting climate change will require. The Transition Plan is a framework of recommendations and targets focused on short, medium and long-term initiatives to achieve net zero emissions by 2050, with the intention of reducing the risk of climate change on the investment portfolio. Key initiatives under the plan include:

- implementing a de-carbonisation pathway for the investment portfolio;
- addressing the climate change risk embedded within our investment portfolio and to adapt, where possible;
- proactively investing in energy-efficient investments; and
- lowering risk through actively managing and engaging with portfolio investments on their climate change transition pathway.

(l) Other market price risk

Market price risk is the risk that the total value of investments will fluctuate as a result of changes in market prices, whether caused by factors specific to an individual investment, its issuer or other factors affecting instruments traded in the market.

Other market price risk is mitigated by hiring professional, specialist investment managers ensuring that all activities are transacted in accordance with mandates, overall investment strategy and within approved limits.

(m) Fair value measurements recognised in the Statement of Financial Position

The financial instruments that are measured subsequent to initial recognition at fair value, grouped into Levels 1 to 3 based on the degree to which the fair value is observable.

- Level 1 fair value measurements are those derived from quoted prices (unadjusted) in active markets for identical assets or liabilities.
- Level 2 fair value measurements are those derived from inputs other than quoted prices included within Level 1 that are observable for the asset or liability, either directly (i.e. as prices) or indirectly (i.e. derived from prices).
- Level 3 fair value measurements are those derived from valuation techniques that include inputs for the asset or liability that are not based on observable market data (unobservable inputs).

The financial instruments that are held by the Investment funds are grouped into Level 2. Please refer to Note 8 for the value of financial instruments.

There were no transfers between any of the three levels in the period.

The Funds' investment in the Sector Trusts (which are unlisted unit trusts) is valued using unit prices which reflect the fair value of the underlying assets.

(n) Sensitivity analysis

The table on page 48 summarises the sensitivity of each Fund's Statement of Comprehensive Income and Statement of Financial Position to foreign exchange risk, interest rate risk and other market price risk for accounting purposes.

The sensitivity analyses below have been determined based on the exposure to change in the value of units in each Fund at the reporting date and the stipulated change taking place at the beginning of the financial year and held constant throughout the reporting period.

The Responsible Entity has sought and received advice from Aware Super specialist investment teams on possible changes in the unit prices of the Funds due to possible changes in market risk.

Changes in the investment returns of the Funds used to prepare the sensitivity analysis set out below equate to a measure of the long-term assumptions for the expected standard deviation of an asset class or financial variable. Management believes that using standard deviation as a risk measure is appropriate for measuring each category of market risk that the individual funds are exposed to. Based on the advice from Aware Super specialist investment teams, management is satisfied with the use of a single overall risk variable for the sensitivity analysis as set out below. The long-term assumptions used in the calculation of standard deviation are intended to be forward looking and have been set using a combination of actual historical returns, economic theory and current market conditions. This methodology is consistent with the approach adopted and used in the sensitivity analysis for the prior year.

However, actual movements in investment returns may be greater than anticipated due to a number of factors, including unusually large market shocks resulting from changes in the performance of economies, markets, and securities in which the sector trusts invest in. As a result, historic variations in risk variables are not a definitive indicator of future variations in the risk variables.

10. Financial Instruments (continued)

	Cash Fund		Capital Stable Fund		Balanced Fund		Growth Fund		Australian Equities Fund	
	2022 \$'000	2021 \$'000	2022 \$'000	2021 \$'000	2022 \$'000	2021 \$'000	2022 \$'000	2021 \$'000	2022 \$'000	2021 \$'000
Net Assets attributable to unit holders	53,780	54,856	349,201	380,745	611,939	574,460	194,778	197,054	20,010	23,729
Change in variable rate	1.30%	1.10%	4.20%	4.00%	8.10%	8.50%	11.80%	11.60%	21.10%	19.60%
+ % Effect	699	603	14,666	15,230	49,567	48,829	22,984	22,858	4,222	4,651
- % Effect	(699)	(603)	(14,666)	(15,230)	(49,567)	(48,829)	(22,984)	(22,858)	(4,222)	(4,651)

	International Equities Fund		Fixed Interest Fund		Moderate Fund		Fixed Term Fund*	
	2022 \$'000	2021 \$'000	2022 \$'000	2021 \$'000	2022 \$'000	2021 \$'000	2022 \$'000	2021 \$'000
Net Assets attributable to unit holders	18,548	20,395	3,362	4,002	560,959	509,247	-	-
Change in variable rate	17.30%	16.60%	4.60%	6.90%	5.50%	5.70%	-	-
+ % Effect	3,209	3,386	155	276	30,853	29,027	-	-
- % Effect	(3,209)	(3,386)	(155)	(276)	(30,853)	(29,027)	-	-

* Fixed Term Fund terminated on 20 June 2021.

11. Contingent Assets and Contingent Liabilities

As at 30 June 2022, the Investment Funds did not have any contingent assets and contingent liabilities (2021: \$ nil).

12. Subsequent Events

There has not been any matter or circumstance, and anything referred to in the financial statements or notes thereto, that has arisen since the end of the financial year, that has significantly affected, or may significantly affect, the operations of the Trust, the results of those operations, or the state of affairs of the Trust in future financial years.

The Directors have assessed the events subsequent to year end up to the date of signing these financials statements and determined that no adjustments or additional disclosures are required.

Directors' declaration

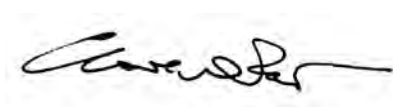
The financial statements of the Aware Investment Fund ('the Trust') for the year ended 30 June 2022 has been prepared by Aware Financial Services Australia Limited, the Responsible Entity. The Trust comprises the Cash Fund, Fixed Interest Fund, Capital Stable Fund, Moderate Fund, Balanced Fund, Growth Fund, Australian Equities Fund and International Equities Fund ('the Funds').

The Directors of Aware Financial Services Australia Limited declare that:

- a) In the Directors' opinion, there are reasonable grounds to believe that the Trust will be able to pay its debts as and when they become due and payable;
- b) In the Directors' opinion, the attached financial statements are in compliance with International Financial Reporting Standards, as stated in Note 2 to the financial statements; and
- c) In the Directors' opinion, the attached financial statements and notes thereto are in accordance with the *Corporations Act 2001*, including compliance with accounting standards and giving a true and fair view of the financial position and performance of the Trust.

Signed in accordance with a resolution of the Directors of the Responsible Entity made pursuant to s.295(5) of the *Corporations Act 2001*.

On behalf of the Directors of the Responsible Entity, Aware Financial Services Australia Limited.



Director

15 September 2022



Director

15 September 2022

Level 28, 388 George Street, Sydney NSW 2000

Telephone: 1800 620 305

Internet: aware.com.au

This page has been intentionally left blank.

This page has been intentionally left blank.

This page has been intentionally left blank.





Contact us

Phone 1800 620 305

Web aware.com.au/contact

Post GPO Box 5336
Sydney NSW 2001

