


Aware Investment Funds

Annual Report 2024



Contents

The year in review	1
Your trustees	2
Investment performance	4
Directors' Report	7
Auditor's independence declaration and independent auditor's report	15
Financial Statements	20
Notes to the Financial Statements	27
Directors' Declaration	53

Trust information

Responsible Entity

Aware Financial Services Australia Limited
ABN 86 003 742 756
Phone (02) 9333 9555

Directors and Chief Executive Officer of the Responsible Entity

Directors

Claire Wivell Plater (resigned, effective 30 June 2024)
Mark Lennon (resigned, effective 30 June 2024)
Trevor Carr (completed term, effective 30 June 2024)
Ian Pendleton (appointed, effective 1 July 2024)
Jo Brennan (appointed, effective 1 July 2024)
Natalie Jarvis (appointed, effective 1 July 2024)

Compliance Committee

Jane Couchman (appointed, effective 1 July 2024)
Linda Fox (appointed, effective 26 August 2024)
Annie Rozenauers (appointed, effective 26 August 2024)

Chief Executive Officer

Deanne Stewart

Registered office

Level 28, 388 George Street
Sydney NSW 2000
Phone 1300 650 873

Bankers: Westpac Banking Corporation

Custodian: State Street Australia Limited

Auditor: Deloitte Touche Tohmatsu

Internet address: aware.com.au

Aware Investment Funds

Cash Fund	ARSN 090 078 443
Fixed Interest Fund (terminated on 11 June 2024)	ARSN 150 755 249
Capital Stable Fund	ARSN 090 078 961
Moderate Fund	ARSN 150 755 150
Balanced Fund	ARSN 090 077 991
Growth Fund	ARSN 090 078 103
Australian Equities Fund	ARSN 150 755 196
International Equities Fund	ARSN 150 755 294

The year in review

Stronger than expected economic growth proved positive for most investment markets for the year to 30 June 2024. Australian and international shares delivered very strong returns.

A good year for most investment markets

The big story this year has been better-than-expected global economic growth. This was positive for investment markets generally, and international shares in particular delivered very strong returns. The ASX300, which measures the performance of the top 300 companies listed on the Australian Securities Exchange (ASX), returned 7.8% for the year. Globally, the S&P500 which measures the performance of 500 of the largest US companies, returned 22.7% for the year. This strong performance was driven in large part by performance from technology stocks including the 'Magnificent Seven' – Microsoft, Apple, Nvidia, Alphabet, Amazon, Meta and Tesla.

The key topic of debate for investors and central banks has been inflation. Although it has fallen significantly, the downward path has been bumpy, and this led investors to expect that there could be fewer and smaller interest rate cuts. Fixed income (bonds) returns were negatively affected as a result, although cash delivered solid returns due to higher interest rates.

What does it mean for performance from your investments over the year? Strong performance from share markets meant the Australian and International Equities Funds delivered good returns, and investment options with higher allocations to shares, like the Growth Fund, produced strong positive returns. Options like Moderate and Capital Stable which have higher allocations to defensive assets, like fixed income, delivered solid but lower returns.


Looking forward, we remain confident that our investment strategy will continue to deliver. We remain committed to investing your money in quality assets with the aim of helping your investments grow.

You can find more information about the Investment Funds as well as returns for all Investment Funds options on our website.

Long-term returns for the Investment Funds remain solid. The Investment Fund A Growth option returned 6.38% p.a., and the Investment Fund B Growth option 6.74% p.a. over 10 years to 30 June 2024¹.

General advice only. Consider if this is right for you having regard to your objectives, financial situation, or needs, which have not been accounted for in this information. Read the PDS and TMD at [aware.com.au/pds](https://www.aware.com.au/pds) before deciding.

¹ Past performance is not an indicator of future performance.



Your trustees



Claire Wivell Plater

Chairperson

Claire was appointed as a Director of Aware Financial Services Australia Limited in December 2019 and chaired the board between April 2020 and June 2024.

Claire is also a non-executive director of Youi Pty Ltd, Athena Financial Pty Ltd, AuditCover Pty Ltd, Valeur Pty Ltd and Zero Hash Australia Pty Ltd, and sits on Advisory Boards for a number of fintech start-ups. In addition, she serves on the boards of The Stella Prize Inc. and Pinchgut Opera.

Before commencing corporate work, Claire enjoyed a distinguished legal career specialising in insurance and financial services with The Fold Legal (now Hamilton Locke) and Phillips Fox (now DLA Piper). She served on ASIC's Business Advisory Committee to the Registry and Licensing Division between 2009-2019, the Federal Treasurer's Fintech Advisory Group between 2016-2019 and was Honorary Counsel to the Institute of Managed Account Providers between 2009-2019.



Mark Lennon

Director

Mark was secretary of Unions NSW from 2008 until 2015 having commenced work there in 1988.

Mark has been a Director since June 2016. He has an extensive background in superannuation and financial services, having been a Director of ASSET Super, Aware Super and Chifley Financial Services.

Mark is currently a Director of the Sydney Financial Forum and the McKell Institute. He is also a past President of the ALP NSW Branch.



Trevor Carr

Director

Trevor has enjoyed a substantial and varied leadership career that's successfully transitioned between executive and governance roles.

Trevor is currently a Director at Navy Health, a not-for-profit private health insurer catering to current and prior serving ADF members, their families and those working for companies that supply our Defence forces. He was previously the Chief Executive Officer of the Rural Workforce Agency Victoria – a company dedicated to improving health outcomes for rural Victorians through government funding programs that address the distribution of our health workforce.

Trevor's leadership experience within the healthcare system includes the Victorian Healthcare Association and Leading Age Services Australia (Victoria). Prior to industry representation, he led a health service in rural Victoria.

He has been a board director of a major regional health service, previously held board positions with First State Super, and was also appointed as a Director of the StatePlus (now Aware Financial Services Australia Limited) board in 2016.



Ian Pendleton

Director

Ian's previous roles include four years as the Chief Education Officer and Senior Audit Analyst at the Insurance and Superannuation Commission, and 12 years at Perpetual Limited in various roles – three years as the Head of Risk and Compliance (Corporate), three years as Head of Estates and Trusts and six years as General Counsel. Ian has been the AFSAL Company Secretary for six years. He has also held the position of Company Secretary on six Aware Boards or Committees for the last 11 years, including the Aware Super Board, the Audit Risk and Compliance Committee, and the Investment Committee. He has been the Chair of the Workplace Health and Safety Committee for this time as well. Ian holds a Bachelor of Legal Studies from Macquarie University, a Bachelor of Arts (Hons) and a Diploma in Education from Sydney University. Ian is a Member of the Law Council of Australia's Superannuation Law Committee, a Member of the Law Society of NSW and is a Member and Graduate of the Australian Institute of Company Directors.



Jo Brennan

Director

Jo was appointed Aware Super's Group Executive, Member Engagement, Education & Advice in April 2024 following a tenure as Aware Super's Chief Operating Officer from 2019 to 2024. Prior to Aware Super, Jo was the General Manager for Life Customer Solution at CommInsure for three years, the National Operations Manager at QBE Australia for three years and the Global Head of HR Operations at Macquarie Group Ltd. Jo has a deep understanding of the licensing obligations under the Corporations Act, including financial reporting, governance and the regulatory framework. Jo has the skills and knowledge to oversee sound risk management frameworks, in particular the investment operations of AFSAL. Jo is a Board member of ADARA Group and Aware Super Legal Pty Ltd. Jo is a member of the Australian Institute of Company Directors (AICD). She holds a Master of Management from MGSM and has completed the AICD's Company Directors Course. She holds a Bachelor of Education and Master of Education from the University of South Australia, and is a Graduate of the Governor's Leadership Foundation Programme.



Natalie Jarvis

Director

Natalie joined Aware Super as the Head of Business Development in September 2023 and was appointed General Manager, Growth and Partnerships in April 2024. Natalie has broad experience across the superannuation, life insurance, funds management and advice industries and across many disciplines, including business development, customer experience and insights, product development, regulatory change and program management. Prior to Aware Super, Natalie was most recently the General Manager, Customer and Product/Chief Customer Officer for Australian Unity for three years. She spent six years at OnePath/Zurich in two roles – Head of Strategic Accounts and Sales Strategy (two years) and Head of National Sales Strategy (four years). Natalie is a Graduate Member of the Australian Institute of Company Directors. She has a Bachelor of Commerce (Economics and Management) from the University of Wollongong and a Graduate Diploma in Applied Finance and Investment from the Securities Institute of Australia.

Investment performance



Investment performance

Returns of the Funds (%) – Years ended 30 June 2024 (net of all fees) – Class A

Fund	1 yr	2 yr	3 yr	5 yr	7 yr	10 yr	Since inception	Inception date
Cash	4.53	3.67	2.44	1.57	1.47	1.47	3.34	28/11/1991
Fixed Interest ¹	-0.28	0.46	-2.74	-1.33	-0.01	1.02	2.03	21/07/2011
Capital Stable	5.10	5.44	2.23	2.46	2.99	3.16	4.94	28/11/1991
Moderate	5.95	6.54	2.94	3.54	3.91	4.16	4.84	21/07/2011
Balanced	7.78	8.77	4.23	5.10	5.35	5.42	6.31	28/11/1991
Growth	9.27	11.06	5.02	6.05	6.34	6.38	5.82	16/06/1997
Australian Equities	9.17	12.20	6.38	6.44	7.01	6.58	7.57	21/07/2011
International Equities	17.27	18.66	7.84	10.84	10.64	10.47	11.36	21/07/2011

¹ The Fixed Interest Fund closed on 11 June 2024. The returns show performance to 31 May 2024.

Returns of the Funds (%) – Years ended 30 June 2024 (net of all fees) – Class B

Fund	1 yr	2 yr	3 yr	5 yr	7 yr	10 yr	Since inception	Inception date
Cash	4.55	3.69	2.45	1.63	1.68	1.81	1.89	2/04/2013
Fixed Interest ¹	-0.13	0.77	-2.46	-1.08	0.36	1.49	1.75	2/04/2013
Capital Stable	5.10	5.45	2.23	2.54	3.26	3.55	3.63	2/04/2013
Moderate	5.95	6.54	2.93	3.61	4.18	4.58	4.89	2/04/2013
Balanced	7.77	8.76	4.22	5.20	5.64	5.85	6.29	2/04/2013
Growth	9.28	11.08	5.02	6.06	6.55	6.74	7.47	2/04/2013
Australian Equities	9.09	12.20	6.38	6.61	7.34	7.06	7.54	2/04/2013
International Equities	17.26	18.62	7.81	10.96	10.96	10.93	12.22	2/04/2013

¹ The Fixed Interest Fund closed on 11 June 2024. The returns show performance to 31 May 2024.

Inflation (%)

	1 yr	2 yr	3 yr	5 yr	7 yr	10 yr
Inflation	3.81	4.91	5.32	3.87	3.28	2.74

Source: State Street Australia Ltd as calculated from the official Consumer Price Index published by the Australian Bureau of Statistics.

Investment performance (continued)

Statistics as at 30 June 2024 – Class A

The following information has been extracted from the audited financial statements of each Fund comprising the Aware Investment Funds included in this report.

Fund	Net Assets \$'000	Total Distribution Cents/Unit	Income %	Growth %	Total Return ¹ %
Cash	18,155	0.02	4.53	0.00	4.53
Fixed Interest ²	–	–	N/A	N/A	N/A
Capital Stable	138,450	2.19	3.09	2.01	5.10
Moderate	223,054	1.78	2.94	3.01	5.95
Balanced	261,386	1.43	4.93	2.85	7.78
Growth	93,882	0.69	5.24	4.03	9.27
Australian Equities	6,387	1.81	5.37	3.81	9.17
International Equities	7,478	0.08	4.42	12.85	17.27

1 Returns are based on the movement of the transactional unit prices over the financial year and assume reinvestment of income distributions.

2 The Fixed Interest Fund was closed on the 11 June 2024. No distributions were paid and/or payable by the Fixed Interest Fund for the period ended 11 June 2024.

Statistics as at 30 June 2024 – Class B

Fund	Net Assets \$'000	Total Distribution Cents/Unit	Income %	Growth %	Total Return ¹ %
Cash	12,028	0.02	4.55	0.00	4.55
Fixed Interest ²	–	–	N/A	N/A	N/A
Capital Stable	129,880	2.38	3.08	2.02	5.10
Moderate	323,235	2.01	2.95	2.99	5.95
Balanced	359,222	1.44	3.38	4.39	7.77
Growth	113,068	0.93	3.00	6.27	9.28
Australian Equities	16,001	2.16	5.30	3.79	9.09
International Equities	15,996	0.07	3.64	13.62	17.26

1 Returns are based on the movement of the transactional unit prices over the financial year and assume reinvestment of income distributions.

2 The Fixed Interest Fund was closed on the 11 June 2024. No distributions were paid and/or payable by the Fixed Interest Fund for the period ended 11 June 2024.

The returns set out above are compound average annual returns and have been calculated after deducting fees and expenses payable by each Fund.

Returns are calculated based on the movement of a Fund's unit price and distributions paid over the relevant period.

Past performance is not a reliable predictor of future investment returns. Markets can be volatile and can move rapidly up and down.

These performance returns do not take into consideration your individual transactions and therefore may not fully reflect your investment experience.

Directors' Report



Directors' Report

In accordance with the *Corporations Act 2001*, Aware Financial Services Australia Limited, the Responsible Entity for the Aware Investment Funds (the 'Trust' or 'Fund') reports as follows for the year ended 30 June 2024.

Principal Activities

The principal activity of the Trust is to provide investors with the ability to invest in various investment options, the combination of which can be tailored to meet the investor's risk profile.

Each investment option has a separate investment strategy, and the assets of each option are managed by external and internal specialist investment managers through a series of discrete investment trusts. Aware Financial Services Australia Limited is also the trustee of these investment trusts. The Trust partners with the Aware Super Investment team to oversee the investment portfolio. The Investment team works with a panel of professional investment managers who specialise in managing different asset classes. The Trust's Product Disclosure Statement (PDS) sets out details of the investment process.

Directors of the Responsible Entity

The names of the Directors of the Responsible Entity during or since the end of the financial year are:

Directors' appointment, effective 1 July 2024:

Ian Pendleton

Jo Brennan

Natalie Jarvis

Directors' resignation or completion of term, effective 30 June 2024:

Claire Wivell Plater

Mark Lennon

Trevor Carr

Investment options in the Scheme

During the financial year the Trust offered registered managed investment schemes that comprise the Aware Investment Fund – Class A (Investment Fund – Class A) and the Aware Investment Fund – Class B (Investment Fund – Class B). From 30 November 2019, the Investment Funds Class A was closed to new accounts.

The Aware Investment Funds (both Class A and Class B) consist of eight registered managed investment schemes (Funds). These are Cash, Fixed Interest, Capital Stable, Moderate, Balanced, Growth, Australian Equities and International Equities.

The Fixed Interest Fund terminated on 11 June 2024 (see 'Changes of State of Affairs' section for further details).

Review of Operations

Results

The results of the operations of the Aware Investment Funds are disclosed in the Statements of Comprehensive Income. The net profit/(loss) attributable to unitholders for the year ended 30 June 2024 was:

Investment Funds	Year Ended 30 June 2024 \$'000	Year Ended 30 June 2023 \$'000
Cash Fund	1,500	1,169
Capital Stable Fund	15,130	15,747
Balanced Fund	56,900	42,901
Growth Fund	22,089	18,704
Australian Equities Fund	2,047	2,379
International Equities Fund	4,498	2,785
Fixed Interest Fund (closed on 11 June 2024)	83	31
Moderate Fund	37,289	30,661
Total	139,536	114,377

Distributions paid and/or declared

In respect of the financial year ended 30 June 2024, a final distribution was paid to unitholders on 9 July 2024. The distributions paid and or declared in respect of the financial year ended 30 June 2024 are detailed below:

Investment Funds – Class A	Year Ended 30 June 2024 cents per unit	Year Ended 30 June 2023 cents per unit
Cash Fund	0.02	0.02
Capital Stable Fund	2.19	2.17
Balanced Fund	1.43	2.23
Growth Fund	0.69	1.44
Australian Equities Fund	1.81	5.64
International Equities Fund	0.08	–
Fixed Interest Fund ¹	–	–
Moderate Fund	1.78	2.00

¹ There were no distributions paid and/or payable by the Fixed Interest Fund for the period ended 11 June 2024 (2023: \$nil). The income received throughout the period was offset by prior year tax losses.

Review of Operations (continued)

Distributions paid and/or declared (continued)

Investment Funds – Class B	Year Ended 30 June 2024 cents per unit	Year Ended 30 June 2023 cents per unit
Cash Fund	0.02	0.02
Capital Stable Fund	2.38	2.37
Balanced Fund	1.44	2.30
Growth Fund	0.93	2.07
Australian Equities Fund	2.16	5.91
International Equities Fund	0.07	–
Fixed Interest Fund ¹	–	–
Moderate Fund	2.01	2.26

Distributions paid and/or payable by the Trust during the year are shown in Note 3 to the financial statements.

Distributions are determined by the realised income and capital gains in the Funds, excluding unrealised income from changes in fair value of investments. This is in contrast to the net profit or loss on the Funds, which includes both realised and unrealised income.

¹ There were no distributions paid and/or payable by the Fixed Interest Fund for the period ended 11 June 2024 (2023: \$nil). The income received throughout the period was offset by prior year tax losses.



Review of Operations (continued)

Unit price history for the past five financial years

The following table shows the after-distribution unaudited Exit Price for the Funds at the close of business for the past five financial years ending 30 June (unless otherwise indicated), along with the highest and lowest Exit Price during each of these past five financial years.

After-Distribution Exit Price Class A Funds	2024 \$	2023 \$	2022 \$	2021 \$	2020 \$
Cash Fund					
At 30 June	1.0000	1.0000	1.0000	1.0000	1.0000
High during year	1.0000	1.0000	1.0000	1.0000	1.0000
Low during year	1.0000	1.0000	1.0000	1.0000	1.0000
Capital Stable Fund					
At 30 June	1.1682	1.1537	1.1107	1.1707	1.1820
High during year	1.1868	1.1544	1.1758	1.1707	1.2027
Low during year	1.1295	1.1030	1.1002	1.1249	1.1425
Balanced Fund					
At 30 June	1.4985	1.4686	1.3826	1.4820	1.4485
High during year	1.5695	1.4686	1.5040	1.4820	1.5333
Low during year	1.4228	1.3472	1.3604	1.3212	1.3295
Growth Fund					
At 30 June	1.2860	1.2462	1.1360	1.2494	1.3477
High during year	1.3518	1.2462	1.2808	1.2494	1.4834
Low during year	1.1927	1.0989	1.1130	1.0724	1.2044
Australian Equities Fund					
At 30 June	1.2102	1.2028	1.1163	1.1819	1.1920
High during year	1.2872	1.2251	1.2681	1.1891	1.4523
Low during year	1.0959	1.0513	1.0882	0.9343	0.9264
International Equities Fund					
At 30 June	1.9612	1.7378	1.5108	1.8238	1.5869
High during year	2.0505	1.7378	1.8543	1.8279	1.7813
Low during year	1.6641	1.4125	1.4626	1.4168	1.3540
Fixed Interest Fund¹					
At 11 June for the 2024 year and 30 June for all preceding years	0.9595	0.9333	0.9263	1.0438	1.0988
High during year	0.9693	0.9721	1.0702	1.0847	1.1019
Low during year	0.9099	0.9084	0.9020	1.0233	1.0661
Moderate Fund					
At 30 June	1.2216	1.1948	1.1400	1.2052	1.1583
High during year	1.2461	1.1948	1.2145	1.2052	1.1906
Low during year	1.1656	1.1262	1.1266	1.1260	1.0959

¹ The Fixed Interest Fund terminated on 11 June 2024.

Review of Operations (continued)

Unit price history for the past five financial years (continued)

After-Distribution Exit Price Class B Funds	2024 \$	2023 \$	2022 \$	2021 \$	2020 \$
Cash Fund					
At 30 June	1.0000	1.0000	1.0000	1.0000	1.0000
High during year	1.0000	1.0000	1.0000	1.0000	1.0000
Low during year	1.0000	1.0000	1.0000	1.0000	1.0000
Capital Stable Fund					
At 30 June	1.2702	1.2543	1.2075	1.2715	1.2350
High during year	1.2903	1.2551	1.2790	1.2715	1.2557
Low during year	1.2281	1.1993	1.1960	1.2216	1.1934
Balanced Fund					
At 30 June	1.5525	1.4992	1.4067	1.5063	1.3629
High during year	1.6020	1.4992	1.5304	1.5063	1.4413
Low during year	1.4523	1.3754	1.3842	1.3411	1.2510
Growth Fund					
At 30 June	1.8774	1.7809	1.6196	1.7735	1.5409
High during year	1.9319	1.7809	1.8261	1.7735	1.6951
Low during year	1.7048	1.5703	1.5871	1.5214	1.3767
Australian Equities Fund					
At 30 June	1.4500	1.4329	1.3377	1.4164	1.2670
High during year	1.5418	1.4595	1.5191	1.4251	1.5389
Low during year	1.3128	1.2523	1.3041	1.1180	0.9822
International Equities Fund					
At 30 June	2.3093	2.0324	1.7235	2.0652	1.6584
High during year	2.3979	2.0324	2.1160	2.0699	1.8604
Low during year	1.9465	1.6531	1.6686	1.6003	1.4169
Fixed Interest Fund¹					
At 11 June for the 2024 year and 30 June for all the preceding years	1.0940	1.0624	1.0517	1.1800	1.2423
High during year	1.1035	1.1067	1.2099	1.2262	1.2447
Low during year	1.0357	1.0345	1.0218	1.1567	1.2051
Moderate Fund					
At 30 June	1.3718	1.3419	1.2787	1.3538	1.2899
High during year	1.3996	1.3419	1.3624	1.3538	1.3259
Low during year	1.3093	1.2649	1.2637	1.2640	1.2205

¹ The Fixed Interest Fund terminated on 11 June 2024.

Review of Operations (continued)

Changes in State of Affairs

On 3 November 2023, a major transformation program was completed to implement a new registry platform, with all unitholders being migrated to this platform. This has enabled an improved member experience while reducing risk and increasing efficiency.

The Aware Investment – Fixed Interest Fund (ARSN 150 755 294) ('Fixed Interest Fund') was terminated on 11 June 2024. Following this, the fund's net assets were distributed to unitholders with the final payment on 26 June 2024. The final payments comprised of the face value of the unitholders' interest in the fund in the form of cash and unit holdings in an alternative investment fund, amounting to \$1,684,633 and \$690,640, respectively.

Wind up proceedings will commence once these financial statements have been finalised.

Except for the termination of the Fixed Interest Fund, there were no other significant changes in the state of affairs of the Trust for the financial year to 30 June 2024.

Market Commentary

There was solid economic growth at the beginning of last financial year despite the challenges from the market, including global inflationary pressures, and rising energy and food prices. The Australian economy remained reasonably resilient to the high interest rate environment with unemployment remaining historically low throughout the current financial year.

Ongoing geopolitical tensions and conflicts around the world will continue to create uncertainty and make markets volatile, and this could affect short-term returns. As interest rates remain high, economic growth and returns from some investments, like shares, might not be as strong as they were when rates were lower.

Difficult market conditions eased through the year, resulting in broad positive returns for a range of investment options for the year to 30 June 2024, with long-term returns remaining strong.

Subsequent Events

Since 30 June 2024, there has been no matter or circumstance, and anything referred to in the financial statements or notes thereto that has significantly affected, or may significantly affect, the operations of the Trust, the results of those operations, or the state of affairs of the Trust in future financial years.

Future Developments

The Trust will continue to be managed in accordance with its investment objectives and guidelines as set out in the current Product Disclosure Statement and in accordance with the provisions of the Consolidated Constitution of the Trust. Future results will accordingly depend on the performance of the investment markets to which the Trust is exposed.

Review of Operations (continued)

Insurance and Indemnification

No insurance premiums are paid for out of the assets of the Trust in regard to insurance cover provided to either the Responsible Entity or the Auditor of the Trust. Provided that the officers of the Responsible Entity act in accordance with the Consolidated Constitution of the Trust and the Law, the Responsible Entity remains fully indemnified out of the assets of the Trust against any losses incurred while acting on behalf of the Trust. The Auditor of the Trust is not indemnified out of the assets of the Trust.

Trust Information in the Financial Statements

The value of the Trust's assets as at the end of the financial year is disclosed in the Statements of Financial Position as 'Total Assets' and the basis of valuation is included in Note 2(a) to the financial statements.

Fees paid to the Responsible Entity out of the Trust property during the financial year are disclosed in Note 4(a) to the financial statements.

The Management fee ratio for each Fund is disclosed in Note 4(b) to the financial statements.

The number of units in the Trust held by the Responsible Entity or its associates as at the end of the financial year are disclosed in Note 7(d) to the financial statements.

Environmental regulation

The operations of the Trust are not subject to any particular or significant environmental regulations under a Commonwealth, State or Territory law.

Rounding of amounts

The Trust is of a kind referred to in *ASIC Corporations (Rounding in Financial/Directors' Reports) Instrument 2016/191*, and accordingly, amounts in the Directors' Report and Financial Statements have been rounded to the nearest thousand dollars, unless otherwise indicated.

Single set of condensed financial reports

The Funds are entities of the kind referred to by *ASIC Corporations (Related Scheme Reports) Instrument 2015/839* and in accordance with that Instrument, Funds with common Responsible Entity (or related Responsible Entities) can include their financial reports in adjacent columns in a single set of financial reports.

Auditor's Independence Declaration

The auditor's independence declaration is included on page 11 of the financial statements.

Signed in accordance with a resolution of the Board of Directors pursuant to s.298(2) of the *Corporations Act 2001*.

On behalf of the Directors



Director

12 September 2024



Director

12 September 2024

Auditor's independence declaration and independent auditor's report



12 September 2024

The Board of Directors
Aware Investment Fund
Level 22, 388 George Street
Sydney, NSW 2000

Dear Board Members,

Auditor's Independence Declaration to Aware Financial Services Australia Limited

In accordance with section 307C of the Corporations Act 2001, I am pleased to provide the following declaration of independence to the Board of Directors of Aware Financial Services Australia Limited ('company') regarding the financial report for Aware Investment Funds for which the company is the responsible entity.

The Aware Investment Funds comprise the following registered schemes:

• Aware Investment Fund - Cash Fund	ARSN 090 078 443
• Aware Investment Fund - Capital Stable Fund	ARSN 090 078 961
• Aware Investment Fund - Balanced Fund	ARSN 090 077 991
• Aware Investment Fund - Growth Fund	ARSN 090 078 103
• Aware Investment Fund - Moderate Fund	ARSN 150 755 150
• Aware Investment Fund - Fixed Interest Fund	ARSN 150 755 249
• Aware Investment Fund - International Equities Fund	ARSN 150 755 294
• Aware Investment Fund - Australian Equities Fund	ARSN 150 755 196

As lead audit partner for the audit of the financial report of Aware Investment Fund for the year ended 30 June 2024, I declare that to the best of my knowledge and belief, there have been no contraventions of:

- The auditor independence requirements of the Corporations Act 2001 in relation to the audit; and
- Any applicable code of professional conduct in relation to the audit.

Yours faithfully

Deloitte Touche Tohmatsu

DELOITTE TOUCHE TOHMATSU



Nicholas Rozario
Partner
Chartered Accountants

Liability limited by a scheme approved under Professional Standards Legislation.

Member of Deloitte Asia Pacific Limited and the Deloitte organisation.

Independent Auditor's Report to the Unitholders of Aware Investment Fund

Opinion

We have audited the financial report of Aware Investment Fund (the "Trust") which comprises the statement of financial position as at 30 June 2024, the statement of comprehensive income, the statement of changes in equity and the statement of cash flows for the year then ended, and notes to the financial statements, including material accounting policy information and other explanatory information, and the directors' declaration.

The Trust comprises the following registered schemes:

• Aware Investment Fund - Cash Fund	ARSN 090 078 443
• Aware Investment Fund - Capital Stable Fund	ARSN 090 078 961
• Aware Investment Fund - Balanced Fund	ARSN 090 077 991
• Aware Investment Fund - Growth Fund	ARSN 090 078 103
• Aware Investment Fund - Moderate Fund	ARSN 150 755 150
• Aware Investment Fund - Fixed Interest Fund	ARSN 150 755 249
• Aware Investment Fund - International Equities Fund	ARSN 150 755 294
• Aware Investment Fund - Australian Equities Fund	ARSN 150 755 196

In our opinion, the accompanying financial report of the Trust is in accordance with the *Corporations Act 2001*, including:

- Giving a true and fair view of the Trust's financial position as at 30 June 2024 and of its financial performance for the year then ended; and
- Complying with Australian Accounting Standards and the *Corporations Regulations 2001*.

Basis for Opinion

We conducted our audit in accordance with Australian Auditing Standards. Our responsibilities under those standards are further described in the Auditor's Responsibilities for the Audit of the Financial Report section of our report. We are independent of the Trust in accordance with the auditor independence requirements of the *Corporations Act 2001* and the ethical requirements of the Accounting Professional & Ethical Standards Board's APES 110 *Code of Ethics for Professional Accountants (including Independence Standards)* (the Code) that are relevant to our audit of the financial report in Australia. We have also fulfilled our other ethical responsibilities in accordance with the Code.

We confirm that the independence declaration required by the *Corporations Act 2001*, which has been given to the directors of the Responsible Entity ('directors'), would be in the same terms if given to the directors as at the time of this auditor's report.

We believe that the audit evidence we have obtained is sufficient and appropriate to provide a basis for our opinion.

Emphasis of Matter

We draw your attention to note 2 of the financial report, which states that the non-going concern basis has been adopted in the preparation of the financial report for the Fixed Interest Fund. Our opinion is not modified in respect of this matter.

Other Information

The directors are responsible for the other information. The other information comprises the information included in the Directors' report for the year ended 30 June 2024, but does not include the financial report and our auditor's report thereon.

Our opinion on the financial report does not cover the other information and we do not express any form of assurance conclusion thereon.

In connection with our audit of the financial report, our responsibility is to read the other information and, in doing so, consider whether the other information is materially inconsistent with the financial report or our knowledge obtained in the audit, or

Liability limited by a scheme approved under Professional Standards Legislation.

Member of Deloitte Asia Pacific Limited and the Deloitte organisation.

otherwise appears to be materially misstated. If, based on the work we have performed, we conclude that there is a material misstatement of this other information, we are required to report that fact. We have nothing to report in this regard.

Responsibilities of the Directors for the Financial Report

The directors are responsible for the preparation of the financial report that gives a true and fair view in accordance with Australian Accounting Standards and the *Corporations Act 2001* and for such internal control as the directors determine is necessary to enable the preparation of the financial report that gives a true and fair view and are free from material misstatement, whether due to fraud or error.

In preparing the financial report, the directors are responsible for assessing the ability of the Trust to continue as going concerns, disclosing, as applicable, matters related to going concern and using the going concern basis of accounting unless the directors either intend to liquidate the Trust or to cease operations, or has no realistic alternative but to do so.

As disclosed in note 2, the financial report of the Fixed Interest Fund has been prepared on a non-going concern basis since the directors intend to commence winding up proceedings of the Fund.

Auditor's Responsibilities for the Audit of the Financial Report

Our objectives are to obtain reasonable assurance about whether the financial report as a whole is free from material misstatement, whether due to fraud or error, and to issue an auditor's report that includes our opinion. Reasonable assurance is a high level of assurance, but is not a guarantee that an audit conducted in accordance with the Australian Auditing Standards will always detect a material misstatement when it exists. Misstatements can arise from fraud or error and are considered material if, individually or in the aggregate, they could reasonably be expected to influence the economic decisions of users taken on the basis of the financial report.

As part of an audit in accordance with the Australian Auditing Standards, we exercise professional judgement and maintain professional scepticism throughout the audit. We also:

- Identify and assess the risks of material misstatement of the financial report, whether due to fraud or error, design and perform audit procedures responsive to those risks, and obtain audit evidence that is sufficient and appropriate to provide a basis for our opinion. The risk of not detecting a material misstatement resulting from fraud is higher than for one resulting from error, as fraud may involve collusion, forgery, intentional omissions, misrepresentations, or the override of internal control.
- Obtain an understanding of internal control relevant to the audit in order to design audit procedures that are appropriate in the circumstances, but not for the purpose of expressing an opinion on the effectiveness of the Trust's internal control.
- Evaluate the appropriateness of accounting policies used and the reasonableness of accounting estimates and related disclosures made by the directors.
- Conclude on the appropriateness of the directors' use of the going concern basis of accounting and, based on the audit evidence obtained, whether a material uncertainty exists related to events or conditions that may cast significant doubt on the Trust's ability to continue as a going concern. If we conclude that a material uncertainty exists, we are required to draw attention in our auditor's report to the related disclosures in the financial report or, if such disclosures are inadequate, to modify our opinion. Our conclusions are based on the audit evidence obtained up to the date of our auditor's report. However, future events or conditions may cause the Trust to cease to continue as going concerns.
- Conclude on the appropriateness of the directors' use of the non-going concern basis of accounting in relation to the Fixed Interest Fund. Our conclusion is based on the audit evidence obtained up to the date of our auditor's report.
- Evaluate the overall presentation, structure and content of the financial report, including the disclosures, and whether the financial report represent the underlying transactions and events in a manner that achieves fair presentation.



We communicate with the directors regarding, among other matters, the planned scope and timing of the audit and significant audit findings, including any significant deficiencies in internal control that we identify during our audit.

Deloitte Touche Tohmatsu

DELOITTE TOUCHE TOHMATSU

A handwritten signature in black ink, appearing to read "Nick Rozario".

Nicholas Rozario

Partner

Chartered Accountants

Sydney, 12 September 2024

Financial Statements



Financial Statements

Statements of Comprehensive Income for the Financial Year Ended 30 June 2024

		Cash Fund		Capital Stable Fund		Balanced Fund		Growth Fund	
		30 June 2024	30 June 2023	30 June 2024	30 June 2023	30 June 2024	30 June 2023	30 June 2024	30 June 2023
	Note	\$'000	\$'000	\$'000	\$'000	\$'000	\$'000	\$'000	\$'000
Income									
Miscellaneous Income		4	–	–	9	4	7	1	–
Distributions		1,577	1,275	10,404	6,872	25,107	11,683	8,379	3,398
Realised gains/(losses) on disposal of investments		–	–	1,903	(1,758)	12,404	1,271	4,272	777
Unrealised changes in the fair value of investments		–	–	4,010	12,047	21,717	32,573	10,494	15,627
Total income		1,581	1,275	16,317	17,170	59,232	45,534	23,146	19,802
Expenses									
Management Fee and Costs	4(a)	81	104	1,187	1,423	2,332	2,633	1,057	1,098
Miscellaneous Expense		–	2	–	–	–	–	–	–
Total expenses		81	106	1,187	1,423	2,332	2,633	1,057	1,098
Profit/(loss) attributable to unitholders		1,500	1,169	15,130	15,747	56,900	42,901	22,089	18,704
Finance costs attributable to unitholders									
Distributions to unitholders	3(b)	1,288	927	8,028	5,766	23,214	9,320	7,635	2,245
Change in net assets attributable to unitholders		212	242	7,102	9,981	33,686	33,581	14,454	16,459
Net profit/(loss)		–	–	–	–	–	–	–	–
Other comprehensive income		–	–	–	–	–	–	–	–
Total comprehensive income for the year		–	–	–	–	–	–	–	–

The above Statements of Comprehensive Income should be read in conjunction with the accompanying notes. The comprehensive income for each Fund comprises the total of the Class A and Class B units for each Fund.

Financial Statements (continued)

Statements of Comprehensive Income for the Financial Year Ended 30 June 2024 (continued)

		Australian Equities Fund		International Equities Fund		Fixed Interest Fund ¹		Moderate Fund	
	Note	30 June 2024 \$'000	30 June 2023 \$'000	30 June 2024 \$'000	30 June 2023 \$'000	30 June 2024 \$'000	30 June 2023 \$'000	30 June 2024 \$'000	30 June 2023 \$'000
Income									
Miscellaneous Income		–	–	–	–	–	–	4	–
Distributions		1,214	974	1,121	–	31	2	20,917	11,016
Realised gains/ (losses) on disposal of investments		121	114	360	57	(163)	(112)	6,086	(1,395)
Unrealised changes in the fair value of investments		830	1,402	3,142	2,851	225	153	12,351	23,407
Total income		2,165	2,490	4,623	2,908	93	43	39,358	33,028
Expenses									
Management Fee and Costs	4(a)	118	111	125	123	10	12	2,069	2,367
Total expenses		118	111	125	123	10	12	2,069	2,367
Profit/(loss) attributable to unitholders		2,047	2,379	4,498	2,785	83	31	37,289	30,661
Finance costs attributable to unitholders									
Distributions to unitholders	3(b)	1,080	862	765	–	–	–	15,124	9,267
Change in net assets attributable to unitholders		967	1,517	3,733	2,785	83	31	22,165	21,394
Net profit/(loss)		–	–	–	–	–	–	–	–
Other comprehensive income		–	–	–	–	–	–	–	–
Total comprehensive income for the year		–	–	–	–	–	–	–	–

¹ The Fixed Interest Fund terminated on 11 June 2024.

The above Statements of Comprehensive Income should be read in conjunction with the accompanying notes. The comprehensive income for each Fund comprises the total of the Class A and Class B units for each Fund.

Financial Statements (continued)

Statements of Financial Position as at 30 June 2024

	Note	Cash Fund		Capital Stable Fund		Balanced Fund		Growth Fund	
		30 June 2024	30 June 2023	30 June 2024	30 June 2023	30 June 2024	30 June 2023	30 June 2024	30 June 2023
		\$'000	\$'000	\$'000	\$'000	\$'000	\$'000	\$'000	\$'000
Assets									
Cash and cash equivalents	9(a)	–	–	–	–	–	–	–	–
Financial assets at fair value through profit or loss	8	30,186	82,579	272,919	297,321	639,404	611,233	214,168	194,114
Other accounts receivable		306	110	13	14	28	487	12	11
Other assets		4	–	(5)	–	–	–	–	–
Total assets		30,496	82,689	272,927	297,335	639,432	611,720	214,180	194,125
Liabilities									
Accounts payable and accrued expenses		15	13	1,633	988	1,024	689	554	260
Distribution payable	3(b)	298	347	2,964	2,175	17,800	4,834	6,676	1,552
Total liabilities (excluding liabilities attributable to unitholders)		313	360	4,597	3,163	18,824	5,523	7,230	1,812
Net assets attributable to unitholders	5(b)	30,183	82,329	268,330	294,172	620,608	606,197	206,950	192,313
Liabilities attributable to unitholders		(30,183)	(82,329)	(268,330)	(294,172)	(620,608)	(606,197)	(206,950)	(192,313)
Net assets		–	–	–	–	–	–	–	–

The above Statements of Financial Position should be read in conjunction with the accompanying notes. The financial position for each Fund comprises the total of the Class A and Class B units for each Fund.

Financial Statements (continued)

Statements of Financial Position as at 30 June 2024 (continued)

		Australian Equities Fund		International Equities Fund		Fixed Interest Fund ¹		Moderate Fund	
	Note	30 June 2024 \$'000	30 June 2023 \$'000	30 June 2024 \$'000	30 June 2023 \$'000	30 June 2024 \$'000	30 June 2023 \$'000	30 June 2024 \$'000	30 June 2023 \$'000
Assets									
Cash and cash equivalents	9(a)	–	–	–	–	–	–	–	–
Financial assets at fair value through profit or loss	8	23,149	20,567	24,250	19,851	–	3,122	556,284	551,550
Other accounts receivable		32	1	1	1	–	–	24	26
Other assets		–	–	–	–	–	–	1	–
Total assets		23,181	20,568	24,251	19,852	–	3,122	556,309	551,576
Liabilities									
Accounts payable and accrued expenses		11	9	12	9	–	1	2,616	1,610
Distributions payable	3(b)	782	533	765	–	–	–	7,404	4,073
Total liabilities (excluding liabilities attributable to unitholders)		793	542	777	9	–	1	10,020	5,683
Net assets attributable to unitholders	5(b)	22,388	20,026	23,474	19,843	–	3,121	546,289	545,893
Liabilities attributable to unitholders		(22,388)	(20,026)	(23,474)	(19,843)	–	(3,121)	(546,289)	(545,893)
Net assets		–	–	–	–	–	–	–	–

¹ The Fixed Interest Fund terminated on 11 June 2024.

The above Statements of Financial Position should be read in conjunction with the accompanying notes. The financial position for each Fund comprises the total of the Class A and Class B units for each Fund.

Statements of Changes in Equity for the Financial Year Ended 30 June 2024

The Funds have no equity and therefore there are no Statements of Changes in Equity.

Financial Statements (continued)

Statements of Cash Flows for the Financial Year Ended 30 June 2024

		Cash Fund		Capital Stable Fund		Balanced Fund		Growth Fund	
		Inflows/(Outflows)							
		30 June 2024	30 June 2023	30 June 2024	30 June 2023	30 June 2024	30 June 2023	30 June 2024	30 June 2023
	Note	\$'000	\$'000	\$'000	\$'000	\$'000	\$'000	\$'000	\$'000
Cash flows from operating activities									
Miscellaneous Income		5	–	–	9	4	7	1	–
Distributions received		1,577	1,275	10,404	6,872	25,107	11,683	8,380	3,398
Management Fee and Costs paid		(94)	(106)	(1,277)	(1,540)	(2,497)	(2,817)	(1,120)	(1,171)
Miscellaneous Expense		(5)	(2)	5	–	–	–	–	–
Reduced input tax credit received		6	7	82	100	160	181	71	75
Net cash flows generated by/(used in) operating activities	9(b)	1,489	1,174	9,214	5,441	22,774	9,054	7,332	2,302
Cash flows from investing activities									
Payments for purchase of investments		(55,820)	(187,570)	(144,392)	(216,409)	(346,209)	(355,526)	(112,067)	(132,382)
Receipts from sale of investments		108,222	158,791	175,362	281,451	352,499	403,561	107,063	154,098
Net cash flows generated by/(used in) investing activities		52,402	(28,779)	30,970	65,042	6,290	48,035	(5,004)	21,716
Cash flows from financing activities									
Proceeds from applications by unitholders		202,726	764,042	41,001	72,254	72,187	97,735	23,623	17,425
Payments for redemptions by unitholders		(256,587)	(736,422)	(81,014)	(142,612)	(100,874)	(154,245)	(25,885)	(41,305)
Distributions paid		(30)	(15)	(171)	(125)	(377)	(579)	(66)	(138)
Net cash flows generated by/(used in) financing activities		(53,891)	27,605	(40,184)	(70,483)	(29,064)	(57,089)	(2,328)	(24,018)
Net increase/(decrease) in cash and cash equivalents		–	–	–	–	–	–	–	–
Cash and cash equivalents at the beginning of the financial year		–	–	–	–	–	–	–	–
Cash and cash equivalents at the end of the financial year	9(a)	–	–	–	–	–	–	–	–

The above Statements of Cash Flows should be read in conjunction with the accompanying notes. The cash flows for each Fund comprises the total of the Class A and Class B units for each Fund.

Financial Statements (continued)

Statements of Cash Flows for the Financial Year Ended 30 June 2024 (continued)

		Australian Equities Fund		International Equities Fund		Fixed Interest Fund ¹		Moderate Fund	
		Inflows/(Outflows)							
		30 June 2024 Note	30 June 2023 \$'000	30 June 2024 \$'000	30 June 2023 \$'000	30 June 2024 \$'000	30 June 2023 \$'000	30 June 2024 \$'000	30 June 2023 \$'000
Cash flows from operating activities									
Miscellaneous Income		–	–	–	–	–	–	4	–
Distributions received		1,214	974	1,121	–	31	2	20,917	11,016
Management Fee and Costs paid		(124)	(119)	(132)	(130)	(12)	(13)	(2,222)	(2,534)
Miscellaneous Expense		–	–	–	–	–	–	–	–
Reduced input tax credit received		8	8	8	8	1	1	143	163
Net cash flows generated by/(used in) operating activities	9(b)	1,098	863	997	(122)	20	(10)	18,842	8,645
Cash flows from investing activities									
Payments for purchase of investments		(3,251)	(2,136)	(2,914)	(989)	(102)	(945)	(255,422)	(373,696)
Receipts from sale of investments		1,620	4,185	2,018	3,069	3,287	1,228	270,143	412,289
Net cash flows generated by/(used in) investing activities		(1,631)	2,049	(896)	2,080	3,185	283	14,721	38,593
Cash flows from financing activities									
Proceeds from applications by unitholders		2,043	1,366	1,990	1,088	(160)	986	62,804	108,226
Payments for redemptions by unitholders		(1,493)	(4,253)	(2,091)	(3,035)	(3,045)	(1,259)	(96,113)	(155,211)
Distributions paid		(17)	(25)	–	(11)	–	–	(254)	(253)
Net cash flows generated by/(used in) financing activities		533	(2,912)	(101)	(1,958)	(3,025)	(273)	(33,563)	(47,238)
Net increase/ (decrease) in cash and cash equivalents		–	–	–	–	–	–	–	–
Cash and cash equivalents at the beginning of the financial year		–	–	–	–	–	–	–	–
Cash and cash equivalents at the end of the financial year	9(a)	–	–	–	–	–	–	–	–

¹ The Fixed Interest Fund terminated on 11 June 2024.

The above Statements of Cash Flows should be read in conjunction with the accompanying notes. The cash flows for each Fund comprises the total of the Class A and Class B units for each Fund.

Notes to the Financial Statements



Notes to the Financial Statements

1. The Trust

The Aware Investment Funds ('the Trust') was established 22 November 1991.

The Trust offered eight registered managed investment schemes 'the Funds' during the current year. Of these, the Fixed Interest Fund was terminated on 11 June 2024. Each Fund has a separate investment strategy, and the assets of each Fund are managed by internal and external specialist investment managers through a series of discrete investment trusts. The Trust's PDS sets out details of the investment process.

The Responsible Entity for the Funds comprising the Trust is Aware Financial Services Australia Limited (ABN 86 003 742 756).

'The Funds'	Class A Effective Date	Class B Effective Date
Aware Investment Fund – Cash Fund	22-Nov-1991	2-Apr-2013
Aware Investment Fund – Capital Stable Fund	22-Nov-1991	2-Apr-2013
Aware Investment Fund – Balanced Fund	22-Nov-1991	2-Apr-2013
Aware Investment Fund – Growth Fund	15-Jun-1997	2-Apr-2013
Aware Investment Fund – Australian Equities Fund	18-Jul-2011	2-Apr-2013
Aware Investment Fund – International Equities Fund	18-Jul-2011	2-Apr-2013
Aware Investment Fund – Fixed Interest Fund ¹	18-Jul-2011	2-Apr-2013
Aware Investment Fund – Moderate Fund	18-Jul-2011	2-Apr-2013

1 The Fixed Interest Fund terminated on 11 June 2024.

2. Summary of Material Accounting Policies

Basis of preparation

The financial statements are a general purpose financial report which has been prepared in accordance with the *Corporations Act 2001*, Australian Accounting Standards and other authoritative pronouncements issued by the Australian Accounting Standards Board (AASB) and comply with other requirements of the law.

For the purposes of preparing the financial statements, the Trusts are for-profit entities.

The financial statements have been prepared on the basis of historical cost, as modified by the revaluation of financial assets and financial liabilities at fair value through profit or loss. Cost is based on the fair values of the consideration given in exchange for assets. All amounts are presented in Australian Dollars, unless otherwise indicated.

The material accounting policies applied in the preparation of these financial statements are set out below. Unless otherwise stated, these policies are consistent with those applied in the previous year.

Statement of compliance

Compliance with Australian Accounting Standards ensures that the financial statements and notes thereto comply with International Financial Reporting Standards (IFRS) as issued by the International Accounting Standards Board (IASB). Consequently, the financial statements are compliant with IFRS.

The financial statements were authorised for issue by the Directors of the Responsible Entity on 12 September 2024.

Going concern

On 11 June 2024, the Directors of the Responsible Entity terminated the Fixed Interest Fund. Following the finalisation of these financial statements, the fund will commence wind up proceedings. Therefore, the financial statements of the Fixed Interest Fund are prepared on a non-going concern basis. The Fixed Interest Fund's net assets were fully distributed to all its unitholders on 26 June 2024.

Aside from the abovementioned Fixed Interest Fund, the financial statements are prepared on the going concern basis.

2. Summary of Material Accounting Policies (continued)

Use of judgement and estimates

In the application of the Trust's accounting policy, judgements, estimates and assumptions about carrying values of assets and liabilities that are not readily apparent from other sources are made. The estimates and associated assumptions are based on historical experience and various other factors that are believed to be reasonable under the circumstance, the results of which form the basis of making these judgements. Actual results may differ from these estimates.

The estimates and underlying assumptions are reviewed on an ongoing basis. Revisions to accounting estimates are recognised in the period in which the estimate is revised if the revision affects only that period or in the period of the revision and future periods if the revision affects both current and future periods.

Judgements made that have significant effects on the financial statements and estimates with a significant risk of material adjustments in the next year are disclosed, where applicable, in the relevant notes to the financial statements including Note 10 which confirms details of judgements and estimates in the valuation and classification of financial instruments.

Newly effective Accounting Standards

The Funds have adopted all of the new and revised Standards and Interpretations issued by the Australian Accounting Standards Board that are relevant to their operations and effective for annual reporting periods beginning on 1 July 2023.

The adoption of these new and revised Standards and Interpretations has not resulted in any changes to the Trust's accounting policies or affected the amounts reported for the current or prior years.

The below new and revised Standards and Interpretations are mandatorily applicable for the first time for financial year ended 30 June 2024:

- AASB 2020-1 *Amendments to Australian Accounting Standards – Classification of Liabilities as Current or Non-current*, AASB 2020-6 *Amendments to Australian Accounting Standards – Classification of Liabilities as Current or Non-current – Deferral of Effective Date* and 2022-6 *Amendments to Australian Accounting Standards – Non-current Liabilities with Covenants*
- AASB 2021-2 *Amendments to Australian Accounting Standards – Disclosure of Accounting Policies and Definition of Accounting Estimates*
- AASB 2022-7 *Editorial Corrections to Australian Accounting Standards and Repeal of Superseded and Redundant Standards*

The above standards did not have a material impact on the Fund's accounting policies or disclosures for the year ended 30 June 2024.

Accounting standards issued, available for early adoption not yet adopted

At the date of authorisation of the financial statements, certain new accounting standards and interpretations have been published that are not mandatory for the 30 June 2024 reporting period and have not been early adopted by the Fund.

The Directors anticipate that there are no Standards and Interpretations which are expected to be relevant to the Funds.

Material accounting policies

The material accounting policies set out below have been applied in preparing the financial statements for the year ended 30 June 2024 and the comparative information presented in these financial statements.

The following material accounting policies have been adopted in the preparation and presentation of the financial statements:

(a) Valuation of financial assets at fair value

To give effect to the investment objectives of the Cash, Fixed Interest, Capital Stable, Moderate, Balanced, Growth, Australian Equities and International Equities Funds of the Trust, the Funds in-turn invest in Sector Trusts.

The Funds recognise their investment in Sector Trusts at fair value through profit and loss. Unit prices of the unit trusts reflect the fair value of the underlying assets of the Sector Trust.

The fair value of the investments is determined, as follows.

- Unlisted unit trusts are recorded at fund managers' valuation (i.e. unit price).
- For the Fixed Term options investments, these are stated at the trustee's valuation based on the advice of the Funds' investment managers at reporting date.

(b) Accounting for financial assets at fair value

Investment transactions are recorded on a trade date basis. The investments are stated at fair value, with any unrealised gains or losses on re-measurement recognised in profit or loss. Fair value is determined in the manner described in Note 10(m). On disposal, proceeds are set against the carrying value and the resulting realised gain or loss is included in the Statements of Comprehensive Income.

2. Summary of Material Accounting Policies (continued)

(c) Investment income

Distribution income is recognised on a receivable basis as of the date the unit value is quoted ex-distribution.

Interest revenue is recognised on a time proportionate basis taking into account the effective yield on the financial assets.

Gains or losses arising from changes in the fair values of financial instruments are included in the Statements of Comprehensive Income in the period in which they arise.

(d) Cash and cash equivalents

Cash and cash equivalents include cash in hand, deposits held at call with banks and other short-term highly liquid investments.

(e) Income tax

Under current income tax legislation, the Funds are not liable to pay income tax as the net income of the Funds is assessable in the hands of the beneficiaries (the unitholders) who are 'presently entitled' to the income of the Funds. There is no income of the Funds to which the unitholders are not presently entitled and additionally, the Consolidated Constitution of the Trust requires the distribution of the full amount of the net income of the Funds to the unitholders each period.

As a result, deferred taxes have not been recognised in the financial statements in relation to differences between the carrying amounts of assets and liabilities and their respective tax bases, including taxes on capital gains which could arise in the event of a sale of investments for the amount at which they are stated in the financial statements. In the event that taxable gains are realised by the Funds, these gains would be included in the taxable income that is assessable in the hands of the unitholders as noted above.

Realised capital losses are not distributed to unitholders but are retained within the Sector Trusts to be offset against any realised capital gains. The benefit of any carried forward capital losses is also not recognised in the financial statements. If in any period realised capital gains exceed realised capital losses, including those carried forward from earlier periods and eligible for offset, the excess is included in taxable income that is assessable in the hands of unitholders in the period and is distributed to unitholders in accordance with the requirements of the Consolidated Constitution of the Trust.

(f) Distributions and interest payment

In accordance with the Consolidated Constitution of the Trust, the Funds fully distribute their distributable income to unitholders by cash or reinvestment in the Fund.

The Cash, Fixed Interest, Capital Stable, Moderate and Balanced Funds distribute income to unitholders on a quarterly basis. Distributable income of the Growth, Australian Equities and International Equities Funds is distributed to unitholders half yearly.

Distributions are recognised in the Statements of Comprehensive Income as finance costs attributable to unitholders. The distribution amount payable to investors as at the reporting date is recognised separately on the Statements of Financial Position as unitholders are presently entitled to the distributable income as at 30 June 2024.

(g) Increase/decrease in net assets attributable to unitholders

Non-distributable income is transferred directly to net assets attributable to unitholders and may consist of unrealised changes in the fair value of financial instruments at fair value through profit and loss, accrued income not yet assessable, expenses provided or accrued for which are not yet deductible, net capital losses and tax free or tax deferred income. Net capital gains on the realisation of any financial instruments at fair value through profit or loss (including any adjustments for tax deferred income previously taken directly to net assets attributable to unitholders) and accrued income not yet assessable will be included in the determination of distributable income in the same year which it becomes assessable for tax.

(h) Accounts payable and accrued expenses

Accounts payables and accrued expenses are recognised when the Funds become obliged to make future payments resulting from the purchase of goods and services. Payables are measured at their nominal values.

(i) Financial liabilities issued by the Funds

In accordance with AASB 132 *Financial Instruments-Presentation*, unitholders' funds are classified as a financial liability and disclosed as such in the Statements of Financial Position. Hence, the Funds have no equity as disclosed in the Statements of Changes in Equity. The Trustee has assessed that the net assets attributable to unitholders have not met this criterion during the reporting period or the prior reporting period. As a result there was no equity at the start or the end of the reporting period.

2. Summary of Material Accounting Policies (continued)

(j) Goods and Services Tax ('GST')

GST is usually incurred on the costs of various services provided to and paid by each Fund. The current rate of GST is 10%. Each Fund is eligible to claim a Reduced Input Tax Credit ('RITC') at the rate of 70.43% of the GST incurred on these services.

In the Statements of Comprehensive Income, fees and expenses have been recognised inclusive of the GST paid less the RITC claimed from the Australian Taxation Office ('ATO'). In the Statements of Financial Position, creditors and accruals are shown inclusive of GST payable, while the amount of the RITC recoverable from the ATO is included in sundry debtors. Cash flows relating to GST are included in the Statements of Cash Flows on a gross basis.

(k) Applications and redemptions

Applications received for units in each Fund are recorded at the unit price on issue for units in the Fund. All Funds are open to additional investments.

Redemptions from each Fund are recorded at the unit price on issue for units in the Fund. The proceeds of redemption from a Fund may be applied to the acquisition of units in another Fund.

Unit prices are determined as the net asset value of the Fund divided by the number of units on issue.

(l) Unit Prices

Unit prices are determined in accordance with the Trusts' Constitution and are calculated as the net assets attributable to unitholders, divided by the number of units on issue. Financial assets and liabilities are held for trading for unit pricing purposes are valued on a "last sale" price basis.

(m) Rounding of amounts

The Trust is of a kind referred to in *ASIC Corporations (Rounding in Financial/Directors' Reports) Instrument 2016/191*, and accordingly, amounts in the financial statements have been rounded to the nearest thousand dollars, unless otherwise indicated.

(n) The Trust financial statements reported in a single report

The Responsible Entity for the Trust is Aware Financial Services Australia Limited (ABN 86 003 742 756). As such, the Trust is of a kind referred to in *ASIC Corporations (Related Scheme Reports) Instrument 2015/839* which allows the financial statements of each Fund in the Trust to be reported using a single document. The financial statements and notes thereon have been prepared under *ASIC Corporations (Related Scheme Reports) Instrument 2015/839*.



3. Distributions

(a) Distributions of income

Details of the distributions paid or payable to unitholders during the year ended 30 June 2024 and 30 June 2023 were as follows:

	Cash Fund		Capital Stable Fund		Balanced Fund		Growth Fund	
	Class A c/unit	Class B c/unit	Class A c/unit	Class B c/unit	Class A c/unit	Class B c/unit	Class A c/unit	Class B c/unit
Quarter Ended FY 2024								
30-Sep-23	0.01	0.01	0.56	0.61	0.26	0.27	0.00	0.00
31-Dec-23	0.00	0.00	0.75	0.82	0.49	0.50	0.63	0.89
31-Mar-24	0.00	0.00	0.87	0.94	0.62	0.63	0.00	0.00
30-Jun-24	0.01	0.01	0.01	0.01	0.06	0.04	0.06	0.04
Total	0.02	0.02	2.19	2.38	1.43	1.44	0.69	0.93
Quarter Ended FY 2023								
30-Sep-22	0.00	0.00	0.21	0.22	0.22	0.23	0.00	0.00
31-Dec-22	0.01	0.01	0.50	0.56	0.45	0.47	0.43	0.63
31-Mar-23	0.01	0.01	0.61	0.66	0.39	0.40	0.00	0.00
30-Jun-23	0.00	0.00	0.85	0.93	1.17	1.20	1.01	1.44
Total	0.02	0.02	2.17	2.37	2.23	2.30	1.44	2.07

	Australian Equities Fund		International Equities Fund		Fixed Interest Fund ¹		Moderate Fund	
	Class A c/unit	Class B c/unit	Class A c/unit	Class B c/unit	Class A c/unit	Class B c/unit	Class A c/unit	Class B c/unit
Quarter Ended FY 2024								
30-Sep-23	0.00	0.00	0.00	0.00	0.00	0.00	0.43	0.48
31-Dec-23	1.77	2.11	0.00	0.00	0.00	0.00	0.58	0.66
31-Mar-24	0.00	0.00	0.00	0.00	0.00	0.00	0.75	0.85
30-Jun-24	0.04	0.05	0.08	0.07	0.00	0.00	0.02	0.02
Total	1.81	2.16	0.08	0.07	0.00	0.00	1.78	2.01
Quarter Ended FY 2023								
30-Sep-22	0.00	0.00	0.00	0.00	0.00	0.00	0.20	0.23
31-Dec-22	1.94	2.33	0.00	0.00	0.00	0.00	0.44	0.50
31-Mar-23	0.00	0.00	0.00	0.00	0.00	0.00	0.47	0.53
30-Jun-23	3.70	3.58	0.00	0.00	0.00	0.00	0.89	1.00
Total	5.64	5.91	0.00	0.00	0.00	0.00	2.00	2.26

¹ The Fixed Interest Fund does not distribute income.

3. Distributions (continued)

(b) Distribution paid and payable

Details of the distributions paid or payable to unitholders during the year ended 30 June 2024 and 30 June 2023 were as follows:

	Cash Fund		Capital Stable Fund		Balanced Fund		Growth Fund	
	Class A \$'000	Class B \$'000	Class A \$'000	Class B \$'000	Class A \$'000	Class B \$'000	Class A \$'000	Class B \$'000
Quarter Ended FY 2024								
Sep 23 Distribution Paid	211	165	698	660	456	607	–	–
Dec 23 Distribution Paid	186	127	903	838	840	1,099	452	507
Mar 24 Distribution Paid	183	118	1,024	941	1,044	1,368	–	–
Jun 24 Distribution Payable	183	115	1,527	1,437	9,775	8,025	4,119	2,557
Total	763	525	4,152	3,876	12,115	11,099	4,571	3,064
Quarter Ended FY 2023								
Sep 22 Distribution Paid	67	57	310	289	423	539	–	–
Dec 22 Distribution Paid	122	87	705	699	830	1,090	329	364
Mar 23 Distribution Paid	140	108	805	783	693	911	–	–
Jun 23 Distribution Payable	148	198	1,103	1,072	2,061	2,773	740	812
Total	477	450	2,923	2,843	4,007	5,313	1,069	1,176

	Australian Equities Fund		International Equities Fund		Fixed Interest Fund ¹		Moderate Fund	
	Class A \$'000	Class B \$'000	Class A \$'000	Class B \$'000	Class A \$'000	Class B \$'000	Class A \$'000	Class B \$'000
Quarter Ended FY 2024								
Sep 23 Distribution Paid	–	–	–	–	–	–	792	1,125
Dec 23 Distribution Paid	85	213	–	–	–	–	1,051	1,506
Mar 24 Distribution Paid	–	–	–	–	–	–	1,327	1,919
Jun 24 Distribution Payable	225	557	278	487	–	–	3,022	4,382
Total	310	770	278	487	–	–	6,192	8,932
Quarter Ended FY 2023								
Sep 22 Distribution Paid	–	–	–	–	–	–	405	565
Dec 22 Distribution Paid	96	232	–	–	–	–	841	1,207
Mar 23 Distribution Paid	–	–	–	–	–	–	900	1,276
Jun 23 Distribution Payable	172	362	–	–	–	–	1,683	2,390
Total	268	594	–	–	–	–	3,829	5,438

¹ There were no distributions paid/payable by the Fixed Interest Fund during the period to 11 June 2024.

4. Expenses

(a) Management fee and costs

Fees charged by the Responsible Entity (Aware Financial Services Australia Limited (ABN 86 003 742 756)) for performing its respective obligations are calculated daily as a rate per annum of the net asset value of each Fund and paid monthly from each Fund. The Trusts' Constitution permits the Responsible Entity to charge a management fee of up to 1.5% per annum of the net asset value of the Cash Fund, Capital Stable Fund, Balanced Fund and Growth Fund, and 2% for all other Investment Funds. For the years ended 30 June 2024 and 30 June 2023, the actual management fees charged were lower than the maximum fee permitted.

The management fee and costs refer to all fees that are charged to the Funds by the Responsible Entity, for overseeing the operations and managing the assets, and include fees to investment managers, custodian, amounts to third parties, and any other direct or indirect costs in managing and administering the Funds, as explained below at Note 4(b)–4(f).

	Cash Fund		Capital Stable Fund		Balanced Fund		Growth Fund	
	Class A % p.a.	Class B % p.a.	Class A % p.a.	Class B % p.a.	Class A % p.a.	Class B % p.a.	Class A % p.a.	Class B % p.a.
2024								
Management Fee and Costs (excl GST)	0.2255	0.3140	0.4310	0.4284	0.3744	0.3581	0.5133	0.4820
Add GST	0.0226	0.0314	0.0431	0.0428	0.0374	0.0358	0.0513	0.0482
Less RITC	(0.0159)	(0.0221)	(0.0304)	(0.0302)	(0.0264)	(0.0252)	(0.0362)	(0.0339)
Net Charge to the Funds	0.2322	0.3233	0.4437	0.4410	0.3854	0.3687	0.5284	0.4963
2023								
Management Fee and Costs (excl GST)	0.2243	0.0932	0.4737	0.4660	0.4339	0.4130	0.5605	0.5492
Add GST	0.0224	0.0093	0.0474	0.0466	0.0434	0.0413	0.0561	0.0549
Less RITC	(0.0158)	(0.0066)	(0.0334)	(0.0328)	(0.0306)	(0.0291)	(0.0395)	(0.0387)
Net Charge to the Funds	0.2309	0.0959	0.4877	0.4798	0.4467	0.4252	0.5771	0.5654

	Australian Equities Fund		International Equities Fund		Fixed Interest Fund ¹		Moderate Fund	
	Class A % p.a.	Class B % p.a.	Class A % p.a.	Class B % p.a.	Class A % p.a.	Class B % p.a.	Class A % p.a.	Class B % p.a.
2024								
Management Fee and Costs (excl GST)	0.5130	0.5101	0.5250	0.5158	–	–	0.3717	0.3652
Add GST	0.0513	0.0510	0.0525	0.0516	–	–	0.0372	0.0365
Less RITC	(0.0361)	(0.0359)	(0.0370)	(0.0363)	–	–	(0.0262)	(0.0257)
Net Charge to the Funds	0.5282	0.5252	0.5405	0.5311	–	–	0.3827	0.3760
2023								
Management Fee and Costs (excl GST)	0.5746	0.5223	0.6258	0.5898	0.3885	0.3439	0.4227	0.4201
Add GST	0.0575	0.0522	0.0626	0.0590	0.0389	0.0344	0.0423	0.0420
Less RITC	(0.0405)	(0.0368)	(0.0441)	(0.0415)	(0.0274)	(0.0242)	(0.0298)	(0.0296)
Net Charge to the Funds	0.5916	0.5377	0.6443	0.6073	0.4000	0.3541	0.4352	0.4325

¹ The Fixed Interest Fund terminated on 11 June 2024.

4. Expenses (continued)

(a) Management fee and costs (continued)

Details of the fees paid to the Trustee during the year were as follows:

	Cash Fund		Capital Stable Fund		Balanced Fund		Growth Fund	
	Class A \$'000	Class B \$'000	Class A \$'000	Class B \$'000	Class A \$'000	Class B \$'000	Class A \$'000	Class B \$'000
2024								
Management Fee and Costs (excl GST)	41	38	596	556	979	1,286	482	545
Add GST	4	4	60	56	98	129	48	54
Less RITC	(3)	(3)	(42)	(39)	(69)	(91)	(34)	(38)
Total Expense	42	39	614	573	1,008	1,324	496	561

	Australian Equities Fund		International Equities Fund		Fixed Interest Fund ¹		Moderate Fund	
	Class A \$'000	Class B \$'000	Class A \$'000	Class B \$'000	Class A \$'000	Class B \$'000	Class A \$'000	Class B \$'000
2024								
Management Fee and Costs (excl GST)	33	82	39	83	5	4	829	1,180
Add GST	3	8	4	8	1	–	83	118
Less RITC	(2)	(6)	(3)	(6)	–	–	(58)	(83)
Total Expense	34	84	40	85	6	4	854	1,215

¹ The Fixed Interest Fund terminated on 11 June 2024.

4. Expenses (continued)

(a) Management fee and costs (continued)

	Cash Fund		Capital Stable Fund		Balanced Fund		Growth Fund	
	Class A \$'000	Class B \$'000	Class A \$'000	Class B \$'000	Class A \$'000	Class B \$'000	Class A \$'000	Class B \$'000
2023								
Management Fee and Costs (excl GST)	41	60	706	676	1,123	1,435	514	553
Add GST	4	6	71	68	112	144	51	55
Less RITC	(3)	(4)	(50)	(48)	(79)	(102)	(36)	(39)
Total Expense	42	62	727	696	1,156	1,477	529	569

	Australian Equities Fund		International Equities Fund		Fixed Interest Fund ¹		Moderate Fund	
	Class A \$'000	Class B \$'000	Class A \$'000	Class B \$'000	Class A \$'000	Class B \$'000	Class A \$'000	Class B \$'000
2023								
Management Fee and Costs (excl GST)	31	76	39	81	8	4	952	1,347
Add GST	3	8	4	8	1	–	95	135
Less RITC	(2)	(5)	(3)	(6)	(1)	–	(67)	(95)
Total Expense	32	79	40	83	8	4	980	1,387

¹ The Fixed Interest Fund terminated on 11 June 2024.

Additional explanation of fees and costs

(b) Management fee

The management fee for each Fund is the expression of the fees and charges of a Fund as a percentage of the net asset value of the Fund. It is calculated as the aggregate of the total amounts paid to the Responsible Entity, the Custodian and some of the other expenses payable either directly or indirectly by the Fund including the investment management fees paid to the external investment managers, expressed as a percentage of the average net asset value of each Fund.

The management fee is calculated and accrued daily on the net asset value and included into the calculation of the unit price. The accrued amounts are deducted from the assets of the Funds at the end of each month, and not deducted directly from the accounts of unitholders.

4. Expenses (continued)

(b) Management fee (continued)

The management fee rates (%) charged per Product Disclosure Statement, as part of the management fees and costs at Note 4(a) are summarised below.

Class A & B	2024 %	2023 %
Cash Fund	0.24	0.24
Fixed Interest Fund ¹	0.40	0.40
Capital Stable Fund	0.55	0.55
Moderate Fund	0.60	0.60
Balanced Fund	0.65	0.65
Growth Fund	0.75	0.75
Australian Equities Fund	0.75	0.75
International Equities Fund	0.75	0.75

¹ Management fee rate for Fixed Interest Fund is up to date of termination, 11 June 2024.

(c) Investment manager fees

External investment managers provide investment management services directly to the Sector Trusts and accordingly investment manager fees are paid to the investment managers out of the assets of the underlying Sector Trusts. These fees are included in the management fee of the relevant Fund, as shown in Note 4(b).

(d) Custody fee

The Custodian of the Cash, Fixed Interest, Capital Stable, Moderate, Balanced, Growth, Australian Equities and International Equities Funds receives a fee for safe custody services. Custody fees are paid to the custodian out of the assets of the underlying Sector Trusts and are included in the management fee of the relevant Fund, as shown in Note 4(b).

(e) Reimbursement of operating expenses

Under the Consolidated Constitution of the Trust, certain administrative, legal, and other expenses directly related to the operations of the Trust which have been incurred and paid by the Responsible Entity on behalf of the Trust, are eligible to reimbursement from the Trust.

The Responsible Entity has the right of reimbursement from the Trust for all of the expenses incurred by it on behalf of the Trust, but currently does not exercise this right. All day-to-day expenses, but not indirect costs, performance fees and transaction costs, are paid out of the management fee, as shown in Note 4(b).

(f) Remuneration of Auditors

The Trust's auditor is Deloitte Touche Tohmatsu. During the financial year, the following fees (shown exclusive of GST) were paid to Deloitte Touche Tohmatsu by the Responsible Entity from its own resources in connection with the Trust.

	2024 \$	2023 \$
Audit fees – Deloitte Touche Tohmatsu	164,100	155,400
Total Auditor's Remuneration	164,100	155,400

The compliance plan audit fee with Deloitte Touche Tohmatsu was \$49,895 (2023: \$47,250) that was borne by the responsible entity, Aware Financial Services Australia Limited.

There were no other non-audit services provided during the financial year by Deloitte Touche Tohmatsu.

5. Net assets attributable to unitholders

(a) Number of units attributable to unitholders

Movements in the number of units on issue during the year were as follows:

	Cash Fund		Capital Stable Fund		Balanced Fund		Growth Fund	
	2024 Units	2023 Units	2024 Units	2023 Units	2024 Units	2023 Units	2024 Units	2023 Units
Investment Fund – Class A								
Units on issue at the beginning of the financial year	18,156,003	18,011,009	129,540,021	158,537,622	176,245,448	192,927,885	73,588,991	79,768,843
Units issued during the year	9,084,157	16,517,190	14,093,032	17,719,450	12,781,598	13,666,746	5,203,825	4,774,288
Units redeemed during the year	(9,854,756)	(16,696,523)	(29,767,745)	(49,314,810)	(22,472,935)	(36,496,719)	(8,857,291)	(13,194,288)
Units issued upon reinvestment of distributions	713,817	324,327	3,153,409	2,597,759	2,866,475	6,147,536	931,860	2,240,148
Units on issue at the end of the financial year	18,099,221	18,156,003	117,018,717	129,540,021	169,420,586	176,245,448	70,867,385	73,588,991

	Australian Equities Fund		International Equities Fund		Fixed Interest Fund ¹		Moderate Fund	
	2024 Units	2023 Units	2024 Units	2023 Units	2024 Units	2023 Units	2024 Units	2023 Units
Investment Fund – Class A								
Units on issue at the beginning of the financial year	4,635,262	5,458,223	3,615,989	4,046,674	2,051,454	2,271,657	188,735,781	198,123,480
Units issued during the year	492,675	435,464	230,234	266,406	46,068	349,824	15,244,345	28,721,840
Units redeemed during the year	(247,673)	(1,624,913)	(232,919)	(867,605)	(2,097,522)	(570,027)	(28,691,195)	(42,338,170)
Units issued upon reinvestment of distributions	215,351	366,488	–	170,514	–	–	3,926,099	4,228,631
Units on issue at the end of the financial year	5,095,615	4,635,262	3,613,304	3,615,989	–	2,051,454	179,215,030	188,735,781

¹ The Fixed Interest Fund terminated on 11 June 2024.

As stipulated within the Consolidated Constitution of the Trust, each unit confers on its holder an equal interest in the net assets of the Fund to which the unit relates. This interest does not extend to an interest to the underlying assets in each Fund.

5. Net assets attributable to unitholders (continued)

(a) Number of units attributable to unitholders (continued)

Movements in the number of units on issue during the year were as follows:

	Cash Fund		Capital Stable Fund		Balanced Fund		Growth Fund	
	2024 Units	2023 Units	2024 Units	2023 Units	2024 Units	2023 Units	2024 Units	2023 Units
Investment Fund – Class B								
Units on issue at the beginning of the financial year	64,065,801	35,777,523	115,750,072	141,965,321	230,952,087	241,855,544	56,544,607	63,499,640
Units issued during the year	195,233,782	747,632,594	22,827,335	42,493,940	35,961,075	54,296,831	9,802,983	6,981,178
Units redeemed during the year	(248,139,852)	(719,596,444)	(40,332,201)	(71,044,894)	(46,329,667)	(72,040,376)	(8,630,921)	(15,559,228)
Units issued upon reinvestment of distributions	593,040	252,128	2,720,132	2,335,705	3,694,725	6,840,088	714,845	1,623,017
Units on issue at the end of the financial year	11,752,771	64,065,801	100,965,338	115,750,072	224,278,220	230,952,087	58,431,514	56,544,607
	Australian Equities Fund		International Equities Fund		Fixed Interest Fund ¹		Moderate Fund	
	2024 Units	2023 Units	2024 Units	2023 Units	2024 Units	2023 Units	2024 Units	2023 Units
Investment Fund – Class B								
Units on issue at the beginning of the financial year	10,111,124	10,492,667	6,671,324	7,126,863	1,135,835	1,195,859	239,211,808	258,876,752
Units issued during the year	1,059,597	629,845	696,339	369,294	29,909	617,463	36,434,014	57,244,524
Units redeemed during the year	(898,936)	(1,785,260)	(787,802)	(949,050)	(1,165,744)	(677,487)	(49,438,389)	(82,022,782)
Units issued upon reinvestment of distributions	394,486	773,872	–	124,217	–	–	5,038,149	5,113,314
Units on issue at the end of the financial year	10,666,271	10,111,124	6,579,861	6,671,324	–	1,135,835	231,245,582	239,211,808

¹ The Fixed Interest Fund terminated on 11 June 2024.

As stipulated within the Consolidated Constitution of the Trust, each unit confers on its holder an equal interest in the net assets of the Fund to which the unit relates. This interest does not extend to an interest to the underlying assets in each Fund.

5. Net assets attributable to unitholders (continued)

(b) Net assets attributable to unitholders

Movements in the value of units on issue during the year were as follows:

	Cash Fund		Capital Stable Fund		Balanced Fund		Growth Fund	
	2024 \$'000	2023 \$'000	2024 \$'000	2023 \$'000	2024 \$'000	2023 \$'000	2024 \$'000	2023 \$'000
Investment Fund – Class A								
Net Assets attributable to unitholders at beginning of the year	18,160	18,008	149,180	176,914	258,850	267,975	91,662	91,123
Non Distributable Income (Prior Year)	(100)	(88)	(1,777)	3,303	(23,927)	(9,279)	7	7,889
Value of units on issue at beginning of the year	18,060	17,920	147,403	180,217	234,923	258,696	91,669	99,012
Applications for the year	9,130	16,517	16,442	20,074	19,454	19,291	6,655	5,652
Redemptions for the year	(9,864)	(16,701)	(34,522)	(55,794)	(33,615)	(51,415)	(11,293)	(15,489)
Value of units issued upon reinvestment of distributions	714	324	3,649	2,906	4,264	8,351	1,166	2,494
Movement in value of units on issue during the year	(20)	140	(14,431)	(32,814)	(9,897)	(23,773)	(3,472)	(7,343)
Non Distributable Income (Current Year)	115	100	5,478	1,777	36,360	23,927	5,685	(7)
Net Assets attributable to unitholders	18,155	18,160	138,450	149,180	261,386	258,850	93,882	91,662

	Australian Equities Fund		International Equities Fund		Fixed Interest Fund ¹		Moderate Fund	
	2024 \$'000	2023 \$'000	2024 \$'000	2023 \$'000	2024 \$'000	2023 \$'000	2024 \$'000	2023 \$'000
Investment Fund – Class A								
Net Assets attributable to unitholders at beginning of the year	5,541	6,083	6,284	6,063	1,915	2,104	225,222	227,305
Non Distributable Income (Prior Year)	(651)	(229)	(1,120)	(222)	212	233	(11,186)	(2,361)
Value of units on issue at beginning of the year	4,890	5,854	5,164	5,841	2,127	2,337	214,036	224,944
Applications for the year	614	498	458	407	44	330	18,527	33,459
Redemptions for the year	(305)	(1,857)	(433)	(1,331)	(2,009)	(540)	(34,519)	(49,185)
Value of units issued upon reinvestment of distributions	255	395	–	247	–	–	4,726	4,818
Movement in value of units on issue during the year	564	(964)	25	(677)	(1,965)	(210)	(11,266)	(10,908)
Non Distributable Income (Current Year)	933	651	2,289	1,120	(162)	(212)	20,284	11,186
Net Assets attributable to unitholders	6,387	5,541	7,478	6,284	–	1,915	223,054	225,222

¹ The Fixed Interest Fund terminated on 11 June 2024.

5. Net assets attributable to unitholders (continued)

(b) Net assets attributable to unitholders (continued)

	Cash Fund		Capital Stable Fund		Balanced Fund		Growth Fund	
	2024 \$'000	2023 \$'000	2024 \$'000	2023 \$'000	2024 \$'000	2023 \$'000	2024 \$'000	2023 \$'000
Investment Fund – Class B								
Net Assets attributable to unitholders at beginning of the year	64,169	35,772	144,993	172,286	347,346	343,963	100,651	103,655
Non Distributable Income (Prior Year)	(475)	(244)	(2,082)	2,819	(22,327)	(3,393)	(12,647)	(4,070)
Value of units on issue at beginning of the year	63,694	35,528	142,911	175,105	325,019	340,570	88,004	99,585
Applications for the year	195,234	747,633	28,789	52,181	55,193	78,069	18,309	11,772
Redemptions for the year	(248,164)	(719,719)	(50,723)	(87,215)	(70,178)	(103,117)	(15,933)	(25,936)
Value of units issued upon reinvestment of distributions	593	252	3,421	2,840	5,608	9,497	1,278	2,583
Movement in value of units on issue during the year	(52,337)	28,166	(18,513)	(32,194)	(9,377)	(15,551)	3,654	(11,581)
Non Distributable Income (Current Year)	671	475	5,482	2,082	43,580	22,327	21,410	12,647
Net Assets attributable to unitholders	12,028	64,169	129,880	144,993	359,222	347,346	113,068	100,651

	Australian Equities Fund		International Equities Fund		Fixed Interest Fund ¹		Moderate Fund	
	2024 \$'000	2023 \$'000	2024 \$'000	2023 \$'000	2024 \$'000	2023 \$'000	2024 \$'000	2023 \$'000
Investment Fund – Class B								
Net Assets attributable to unitholders at beginning of the year	14,485	13,927	13,559	12,485	1,206	1,258	320,671	333,654
Non Distributable Income (Prior Year)	(1,332)	(237)	(2,051)	(163)	310	322	(9,767)	2,802
Value of units on issue at beginning of the year	13,153	13,690	11,508	12,322	1,516	1,580	310,904	336,456
Applications for the year	1,569	868	1,573	681	32	655	49,457	74,767
Redemptions for the year	(1,297)	(2,397)	(1,699)	(1,705)	(1,272)	(719)	(66,773)	(106,867)
Value of units issued upon reinvestment of distributions	560	992	–	210	–	–	6,813	6,548
Movement in value of units on issue during the year	832	(537)	(126)	(814)	(1,240)	(64)	(10,503)	(25,552)
Non Distributable Income (Current Year)	2,016	1,332	4,614	2,051	(276)	(310)	22,834	9,767
Net Assets attributable to unitholders	16,001	14,485	15,996	13,559	–	1,206	323,235	320,671

¹ The Fixed Interest Fund terminated on 11 June 2024.

5. Net assets attributable to unitholders (continued)

(b) Net assets attributable to unitholders (continued)

	Cash Fund		Capital Stable Fund		Balanced Fund		Growth Fund	
	2024 \$'000	2023 \$'000	2024 \$'000	2023 \$'000	2024 \$'000	2023 \$'000	2024 \$'000	2023 \$'000
Investment Fund – Class A + Class B								
Net Assets attributable to unitholders at beginning of the year	82,329	53,780	294,173	349,201	606,196	611,938	192,313	194,778
Non Distributable Income (Prior Year)	(575)	(332)	(3,859)	6,122	(46,254)	(12,672)	(12,640)	3,819
Value of units on issue at beginning of the year	81,754	53,448	290,314	355,323	559,942	599,266	179,673	198,597
Applications for the year	204,364	764,150	45,231	72,254	74,647	97,360	24,964	17,424
Redemptions for the year	(258,028)	(736,420)	(85,245)	(143,009)	(103,793)	(154,532)	(27,226)	(41,425)
Value of units issued upon reinvestment of distributions	1,307	576	7,070	5,746	9,872	17,848	2,444	5,077
Movement in value of units on issue during the year	(52,357)	28,306	(32,944)	(65,009)	(19,274)	(39,324)	182	(18,924)
Non Distributable Income (Current Year)	786	575	10,960	3,859	79,940	46,254	27,095	12,640
Net Assets attributable to unitholders	30,183	82,329	268,330	294,173	620,608	606,196	206,950	192,313

	Australian Equities Fund		International Equities Fund		Fixed Interest Fund ¹		Moderate Fund	
	2024 \$'000	2023 \$'000	2024 \$'000	2023 \$'000	2024 \$'000	2023 \$'000	2024 \$'000	2023 \$'000
Investment Fund – Class A + Class B								
Net Assets attributable to unitholders at beginning of the year	20,026	20,010	19,843	18,549	3,121	3,363	545,893	560,958
Non Distributable Income (Prior Year)	(1,983)	(466)	(3,171)	(385)	522	555	(20,953)	441
Value of units on issue at beginning of the year	18,043	19,544	16,672	18,164	3,643	3,918	524,940	561,399
Applications for the year	2,183	1,366	2,031	1,088	76	985	67,984	108,226
Redemptions for the year	(1,602)	(4,254)	(2,132)	(3,036)	(3,281)	(1,259)	(101,292)	(156,052)
Value of units issued upon reinvestment of distributions	815	1,387	–	457	–	–	11,539	11,366
Movement in value of units on issue during the year	1,396	(1,501)	(101)	(1,491)	(3,205)	(274)	(21,769)	(36,460)
Non Distributable Income (Current Year)	2,949	1,983	6,903	3,170	(438)	(523)	43,118	20,954
Net Assets attributable to unitholders	22,388	20,026	23,474	19,843	–	3,121	546,289	545,893

¹ The Fixed Interest Fund terminated on 11 June 2024.

6. Net asset backing of each unit

The net assets attributable to unitholders of each unit in the Trust as at 30 June 2024 (with the exception of the Fixed Interest Fund which is as of 11 June 2024) is shown as follows:

	Class A		Class B	
	2024 \$	2023 \$	2024 \$	2023 \$
Investment Funds				
Cash Fund	1.0000	1.0000	1.0000	1.0000
Capital Stable Fund	1.1682	1.1537	1.2702	1.2543
Balanced Fund	1.4985	1.4686	1.5525	1.4992
Growth Fund	1.2860	1.2462	1.8774	1.7809
Australian Equities Fund	1.2102	1.2028	1.4500	1.4329
International Equities Fund	1.9612	1.7378	2.3093	2.0324
Fixed Interest Fund ¹	0.9595	0.9333	1.0940	1.0624
Moderate Fund	1.2216	1.1948	1.3718	1.3419

¹ The Fixed Interest Fund terminated on 11 June 2024 and the abovementioned issue price applied at the time of termination.

7. Related party disclosures

(a) Responsible Entity

The Responsible Entity of the eight Funds comprising the Trust is Aware Financial Services Australia Limited (ABN 86 003 742 756). Aware Financial Services Australia Limited is an unlisted public company incorporated and operating in Australia.

The ultimate controlling entity of Aware Financial Services Australia Limited is Aware Super Pty Ltd as trustee for Aware Superannuation Scheme.

Registered office and principal place of business of Aware Financial Services Australia Limited is:

Level 28, 388 George Street
 SYDNEY NSW 2000
 Phone: 1800 620 305

(b) Key management personnel

The key management personnel (KMP) of the responsible entity at any time during the financial year were as follows:

Directors of the Responsible Entity

Claire Wivell Plater (Chairperson) (resigned effective, 30 June 2024)
 Mark Lennon (resigned, effective 30 June 2024)
 Trevor Carr (completed term, effective 30 June 2024)
 Ian Pendleton (appointed, effective 1 July 2024)
 Jo Brennan (appointed, effective 1 July 2024)
 Natalie Jarvis (appointed, effective 1 July 2024)

Compliance Committee

Jane Couchman (appointed, effective 1 July 2024)
 Linda Fox (appointed, effective 26 August 2024)
 Annie Rozenauers (appointed, effective 26 August 2024)

7. Related party disclosures (continued)

(b) Key management personnel (continued)

Executives of Aware Super

Deanne Stewart – Chief Executive Officer

Jo Brennan – Group Executive, Member Engagement, Education & Advice

Sally Collins – Chief Operating Officer (appointed 15 April 2024)

Jane Couchman – Chief Risk Officer & Group Executive, Sustainability

Tim Elliott – Group Executive, Finance, Strategy & Transformation (ceased 31 March 2024)

Sarah Forman – Group Executive, Advice (ceased 30 June 2024)

Damian Graham – Chief Investment Officer

Steve Hill – Group Executive, People & Workplace

Katrina McPhee – Group Executive, Advocacy & Communication and Chief of Staff

Ian Pendleton – Group Executive, Legal & Company Secretary

Steve Travis – Group Executive, Member Growth

(c) Key management personnel compensation

Key management personnel are paid through Aware Financial Services Australia Limited. Payments made from the eight Funds comprising the Trust to Aware Financial Services Australia Limited does not include any amounts directly attributable to the compensation of key management personnel.

(d) Holdings by related parties

Administration of the eight Funds comprising the Trust is conducted by Aware Financial Services Australia Limited.

As at 30 June 2024, the Responsible Entity had total holdings of \$nil in the Trust (2023: \$nil). There were no holdings by nominees or associates of the Responsible Entity.

The other key management personnel of the Responsible Entity, Aware Financial Services Australia Limited, held \$nil (2023: \$nil) in the Trust as follows:

	Cash Fund		Capital Stable Fund		Balanced Fund		Growth Fund	
	2024 \$	2023 \$	2024 \$	2023 \$	2024 \$	2023 \$	2024 \$	2023 \$
Investment fund – Class A + B								
Key management personnel	–	–	–	–	–	–	–	–
Responsible Entity	–	–	–	–	–	–	–	–
Total	–	–	–	–	–	–	–	–

	Australian Equities Fund		International Equities Fund		Fixed Interest Fund ¹		Moderate Fund	
	2024 \$	2023 \$	2024 \$	2023 \$	2024 \$	2023 \$	2024 \$	2023 \$
Investment fund – Class A + B								
Key management personnel	–	–	–	–	–	–	–	–
Responsible Entity	–	–	–	–	–	–	–	–
Total	–	–	–	–	–	–	–	–

¹ The Fixed Interest Fund terminated on 11 June 2024.

7. Related party disclosures (continued)

(e) Transactions with related parties

Transactions with related parties have taken place at arm's length and in the ordinary course of business. Responsible Entity fees of \$6,779,856 (exclusive of GST) (2023: \$7,644,323), calculated in accordance with Note 4(a), were paid to the Responsible Entity and shown in the tables below.

	Cash Fund	Capital Stable Fund	Balanced Fund	Growth Fund
	\$	\$	\$	\$
Year ended				
2024	78,716	1,153,186	2,264,993	1,026,873
2023	100,524	1,382,274	2,557,632	1,066,508

	Australian Equities Fund	International Equities Fund	Fixed Interest Fund ¹	Moderate Fund
	\$	\$	\$	\$
Year ended				
2024	114,395	121,781	10,308	2,009,604
2023	107,489	119,292	11,588	2,299,016

¹ The Fixed Interest Fund terminated on 11 June 2024.

8. Financial assets at fair value through profit or loss

As at 30 June 2024, the market value of the proportion of the units held by each Fund, in the respective Sector Trust, is shown below:

	Investment in an unlisted unit trust	
	2024 \$'000	2023 \$'000
Investment Funds		
Cash Fund	30,186	82,579
Capital Stable Fund	272,919	297,321
Balanced Fund	639,404	611,233
Growth Fund	214,168	194,114
Australian Equities Fund	23,149	20,567
International Equities Fund	24,250	19,851
Fixed Interest Fund (closed on 11 June 2024)	–	3,122
Moderate Fund	556,284	551,550

9. Notes to the statements of cash flows

	Cash Fund		Capital Stable Fund		Balanced Fund		Growth Fund	
	2024 \$'000	2023 \$'000	2024 \$'000	2023 \$'000	2024 \$'000	2023 \$'000	2024 \$'000	2023 \$'000
(a) Cash and cash equivalents	–	–	–	–	–	–	–	–
(b) Reconciliation of profit attributable to unitholders for the period to net cash used by operating activities								
Net Profit	–	–	–	–	–	–	–	–
Finance cost attributable to unitholders	1,500	1,169	15,130	15,748	56,900	42,901	22,089	18,704
Net Profit attributable to unitholders	1,500	1,169	15,130	15,748	56,900	42,901	22,089	18,704
Net (gains)/losses on financial instruments at fair value	–	–	(5,913)	(10,290)	(34,121)	(33,844)	(14,766)	(16,405)
(Increase)/decrease in reduced input tax credit receivable	–	–	1	3	1	1	(1)	–
Increase/(decrease) in accrued expenses	(11)	5	(4)	(20)	(6)	(4)	10	3
Net cash generated by/(used in) operating activities	1,489	1,174	9,214	5,441	22,774	9,054	7,332	2,302
(c) Non-cash investing activities								
Distribution reinvested in unit trusts	1,577	1,275	10,404	6,872	25,107	11,683	8,379	3,398
(d) Non-cash financing activities								
Distribution reinvested by unitholders	1,307	576	7,070	5,746	9,872	17,848	2,444	5,076

9. Notes to the statements of cash flows (continued)

	Australian Equities Fund		International Equities Fund		Fixed Interest Fund ¹		Moderate Fund	
	2024 \$'000	2023 \$'000	2024 \$'000	2023 \$'000	2024 \$'000	2023 \$'000	2024 \$'000	2023 \$'000
(a) Cash and cash equivalents	–	–	–	–	–	–	–	–
(b) Reconciliation of profit attributable to unitholders for the period to net cash used by operating activities								
Net Profit	–	–	–	–	–	–	–	–
Finance cost attributable to unitholders	2,047	2,379	4,498	2,785	83	31	37,289	30,662
Net Profit attributable to unitholders	2,047	2,379	4,498	2,785	83	31	37,289	30,662
Net (gains)/losses on financial instruments at fair value	(951)	(1,516)	(3,502)	(2,908)	(62)	(41)	(18,437)	(22,012)
(Increase)/decrease in reduced input tax credit receivable	–	–	–	–	–	–	2	1
(Decrease)/increase in accrued expenses	2	–	1	1	(1)	–	(12)	(6)
Net cash generated by/(used in) operating activities	1,098	863	997	(122)	20	(10)	18,842	8,645
(c) Non-cash investing activities								
Distribution reinvested in unit trusts	1,214	974	1,121	–	31	2	20,917	11,016
(d) Non-cash financing activities								
Distribution reinvested by unitholders	815	1,386	–	457	–	–	11,539	11,366

¹ The Fixed Interest Fund terminated on 11 June 2024.

10. Financial instruments

(a) Financial instrument management

The allocation of investments made by each Sector Trust is dependent on the investment objectives of each Fund. These are generally reviewed annually and may be reviewed on an ad hoc basis if required. The Responsible Entity mitigates the risk that the longer-term strategic asset allocation of each Fund may not achieve its investment objectives by careful research using the Responsible Entity's expertise.

The Responsible Entity researches possible new specialist managers to manage the investments of each Sector Trust. Prior to an appointment the Responsible Entity conducts research and due diligence on each specialist investment manager. The Responsible Entity conducts formal reviews of each appointed specialist investment managers performance.

Generally, on an annual basis the Responsible Entity reviews the existing Sector Trusts including the number and type of investment managers, possible new asset classes or possible termination of asset classes.

The performance of each investment manager is calculated monthly, reviewed regularly throughout the financial year and compared to benchmarks such as predetermined market-based investment benchmarks. Daily, the Custodian monitors and reports (on an exceptions basis) on each specialist investment manager's compliance with their investment mandate.

Monthly the investment performance of each Fund is calculated and disclosed on the Responsible Entity's website.

State Street acts as the master custodian on behalf of the Responsible Entity and provides services such as physical custody and safe keeping of assets, settlement of investment trades, and collection of dividends. State Street also provides other services such as accounting, monitoring, unit pricing and reporting functions for each Fund and Sector Trust.

(b) Material accounting policies

Details of the material accounting policies and methods adopted, including the criteria for recognition, the basis of measurement and the basis on which revenues and expenses are recognised, in respect of each class of financial asset and financial liability are disclosed in Note 2 to the financial statements.

(c) Capital risk management

The Fund considers its net assets attributable to unitholders as capital. The amount of net assets attributable to unitholders can change significantly on a daily basis as the Fund is subject to daily applications and redemptions at the discretion of unitholders. Net assets attributable to unitholders are representative of the expected cash outflows on redemption. Daily applications and redemptions are reviewed relative to the liquidity of the Fund's underlying assets on a daily basis by the Responsible Entity.



10. Financial instruments (continued)

(d) Categories of financial instruments

The Funds have investments in the following categories of financial assets and liabilities:

	Cash Fund		Capital Stable Fund		Balanced Fund		Growth Fund	
	2024 \$'000	2023 \$'000	2024 \$'000	2023 \$'000	2024 \$'000	2023 \$'000	2024 \$'000	2023 \$'000
Financial Assets								
Financial assets held at fair value through profit and loss	30,186	82,579	272,919	297,321	639,404	611,233	214,168	194,114
Receivables ¹	306	110	13	14	28	487	12	11
Financial Liabilities								
Payables	313	360	4,597	3,163	18,824	5,523	7,230	1,812

	Australian Equities Fund		International Equities Fund		Fixed Interest Fund ¹		Moderate Fund	
	2024 \$'000	2023 \$'000	2024 \$'000	2023 \$'000	2024 \$'000	2023 \$'000	2024 \$'000	2023 \$'000
Financial Assets								
Financial assets held at fair value through profit and loss	23,149	20,567	24,250	19,851	–	3,122	556,284	551,550
Receivables ¹	32	1	1	1	–	–	24	26
Financial Liabilities								
Payables	793	542	777	9	–	1	10,020	5,683

¹ All receivables are current and there are no amounts past due or impaired.

(e) Financial risk management objectives

The Funds are exposed to a variety of financial risks. These risks include credit risk, liquidity and cash flow risk and market risk (including interest rate risk, foreign currency risk and price risk).

(f) Credit risk

Credit risk is the risk that the counterparty will fail to perform contractual obligations, either in whole or in part, under contract resulting in a financial loss. Concentrations of credit risk are minimised primarily by:

- The Funds investing in units in the Sector Trusts.
- Ensuring that Sector Trust transactions are undertaken with a large number of counterparties.
- Where appropriate, Sector Trusts undertake transactions on recognised exchanges and with a variety of counterparties.
- The appointment of investment managers with appropriate credit assessment skills, setting and monitoring limits in investment manager mandates.

The Funds do not have a concentration of credit risk to underlying counterparties. The maximum credit risk to which the Funds are exposed to is equal to the Fund's carrying value of the units in the Sector Trusts and the cash balances held within Sector Trusts.

There has been no change in the strategy to manage credit risk from the prior year.

(g) Liquidity and cash flow risk

Liquidity and cash flow risk is the risk that the Funds will experience difficulty either realising assets or otherwise raising sufficient funds to satisfy commitments associated with financial instruments. Ultimate responsibility for liquidity risk management rests with the Responsible Entity. The Responsible Entity has built an appropriate risk framework for the management of each Fund's liquidity management requirements. In particular, the liquidity of each Fund is managed in accordance with each Fund's investment strategy. The Fund's net cash flows are regularly monitored. The liquidity risk associated

10. Financial instruments (continued)

(g) Liquidity and cash flow risk (continued)

with the need to satisfy unitholders' requests for redemptions are mitigated by new contributions and maintaining adequate liquidity to satisfy usual levels of demand. The overall strategy to manage liquidity risk remains unchanged from 2023.

Liabilities attributable to unitholders is calculated daily.

(h) Market risk

Market Risk arises from factors such as economic, technological, political, or legal conditions which can adversely affect investment markets. In turn, this can cause market prices to fluctuate and affect the value of investment portfolios.

Market risk comprises three types of risk: foreign exchange (currency risk), market interest rates (interest rate risk) and market prices (price risk). The policies and procedures put in place to mitigate the Funds' exposure to market risk are detailed in the Responsible Entity's investment policies and Risk Management Strategy and Plan. There has been no change in the Funds' exposure to market risk or the manner in which it manages or measures risk.

Concentrations of market risk are minimised primarily by:

- Careful research of strategic asset allocation of each Fund.
- Careful research, hiring and monitoring of professional specialist investment managers.
- Sector Trusts using a diversified mix of specialist investment managers who the Responsible Entity believes are the most appropriate for each asset class.
- Where appropriate, Sector Trusts undertaking transactions on recognised exchanges and with a variety of counterparties.

(i) Foreign exchange risk

Foreign currency contracts are used primarily to manage the foreign exchange risk implicit in the value of Sector Trust portfolio securities denominated in foreign currency, and to secure a particular exchange rate for a planned purchase or sale of securities. The terms and conditions of these contracts rarely exceed 12 months.

The Funds, through their investment in Sector Trusts, have a risk associated with movements in the value of financial assets and or liabilities denominated in foreign currencies.

Foreign currency risk is mitigated by hiring specialist foreign currency managers ensuring that all activities are transacted in accordance with mandates, overall investment strategy and within approved limits.

Movements in foreign currencies are reflected in the value of units invested in Sector Trusts.

(j) Interest rate risk

Interest rate risk is the risk the value of financial assets will fluctuate due to changes in market interest rates.

The Funds, through their investments in units in Sector Trusts and direct holdings in cash, have a risk associated with movements in interest rates.

Interest rate risk is mitigated by hiring professional, specialist investment managers ensuring all activities are transacted in accordance with mandates, overall investment strategy and within approved limits. The Funds have minimal exposure to variable interest rates.

(k) Climate risk

Climate change represents a significant long-term risk to the Fund's investment portfolio. The transition of the economy from current carbon-based energy to a lower, and ultimately net-zero economy, presents economic climate transition risks to companies around the globe, and therefore potentially Aware Investment Funds' investments. The range of possible climate transition pathways require detailed consideration and assessment to minimise potentially negative financial impacts on the Funds' investment portfolio as some carbon-intensive assets devalue or even become stranded, while other lower-carbon assets may increase in value.

The Fund updated its Climate Change Portfolio Transition Plan (Transition Plan) in 2023 to address the large systemic and structural changes that limiting the causes and impacts of climate change will require. The Transition Plan is a framework of recommendations and targets focused on short, medium and long-term initiatives to achieve net-zero emissions by 2050, with the intention of reducing the risk of climate change on the investment portfolio. Key initiatives under the plan include:

- Decarbonisation – implementing a de-carbonisation pathway for the investment portfolio;
- Portfolio Transition & resilience – addressing the risk of physical climate change on assets within our investment portfolio, adapting where possible;

10. Financial instruments (continued)

(k) Climate risk (continued)

- Investing in climate solutions – proactively investing in lower emissions investments; and
- Company climate engagement – assessing the climate change transition risks on the portfolio, including lowering risk through actively managing and engaging with portfolio investments on their climate change transition pathway.

(l) Other market price risk

Market price risk is the risk that the total value of investments will fluctuate as a result of changes in market prices, whether caused by factors specific to an individual investment, its issuer or other factors affecting instruments traded in the market.

Other market price risk is mitigated by hiring professional, specialist investment managers ensuring that all activities are transacted in accordance with mandates, overall investment strategy and within approved limits.

(m) Fair value measurements recognised in the Statements of Financial Position

The financial instruments that are measured subsequent to initial recognition at fair value, grouped into Levels 1 to 3 based on the degree to which the fair value is observable.

- Level 1 fair value measurements are those derived from quoted prices (unadjusted) in active markets for identical assets or liabilities.
- Level 2 fair value measurements are those derived from inputs other than quoted prices included within Level 1 that are observable for the asset or liability, either directly (i.e. as prices) or indirectly (i.e. derived from prices).
- Level 3 fair value measurements are those derived from valuation techniques that include inputs for the asset or liability that are not based on observable market data (unobservable inputs).

The financial instruments that are held by the Investment funds are grouped into Level 2. Please refer to Note 8 for the value of financial instruments.

There were no transfers between any of the three levels in the period. The Funds' investment in the Sector Trusts (which are unlisted unit trusts) is valued using unit prices which reflect the fair value of the underlying assets.

(n) Sensitivity analysis

The table on the following page summarises the sensitivity of each Fund's Statement of Comprehensive Income and Statement of Financial Position to foreign exchange risk, interest rate risk and other market price risk for accounting purposes.

The sensitivity analyses below have been determined based on the exposure to change in the value of units in each Fund at the reporting date and the stipulated change taking place at the beginning of the financial year and held constant throughout the reporting period.

The Responsible Entity has sought and received advice from Aware Super specialist investment teams on possible changes in the unit prices of the Funds due to possible changes in market risk.

Changes in the investment returns of the Funds used to prepare the sensitivity analysis set out below equate to a measure of the long-term assumptions for the expected standard deviation of an asset class or financial variable. Management believes that using standard deviation as a risk measure is appropriate for measuring each category of market risk that the individual funds are exposed to. Based on the advice from Aware Super specialist investment teams, management is satisfied with the use of a single overall risk variable for the sensitivity analysis as set out below. The long-term assumptions used in the calculation of standard deviation are intended to be forward looking and have been set using a combination of actual historical returns, economic theory and current market conditions. This methodology is consistent with the approach adopted and used in the sensitivity analysis for the prior year.

However, actual movements in investment returns may be greater than anticipated due to a number of factors, including unusually large market shocks resulting from changes in the performance of economies, markets, and securities in which the sector trusts invest in. As a result, historic variations in risk variables are not a definitive indicator of future variations in the risk variables.

10. Financial instruments (continued)

(n) Sensitivity analysis (continued)

	Cash Fund		Capital Stable Fund		Balanced Fund		Growth Fund	
	2024 \$'000	2023 \$'000	2024 \$'000	2023 \$'000	2024 \$'000	2023 \$'000	2024 \$'000	2023 \$'000
Net Assets attributable to unitholders	30,183	82,329	268,330	294,172	620,608	606,197	206,950	192,313
Change in variable rate	1.10%	1.30%	3.50%	3.60%	7.20%	7.20%	10.80%	11.00%
+ % Effect	332	1,070	9,392	10,590	44,684	43,646	22,351	21,154
- % Effect	(332)	(1,070)	(9,392)	(10,590)	(44,684)	(43,646)	(22,351)	(21,154)

	Australian Equities Fund		International Equities Fund		Fixed Interest Fund ¹		Moderate Fund	
	2024 \$'000	2023 \$'000	2024 \$'000	2023 \$'000	2024 \$'000	2023 \$'000	2024 \$'000	2023 \$'000
Net Assets attributable to unitholders	22,388	20,026	23,474	19,843	–	3,121	546,289	545,893
Change in variable rate	21.40%	21.40%	17.00%	17.30%	–	4.60%	4.70%	4.70%
+ % Effect	4,791	4,286	3,991	3,433	–	144	25,676	25,657
- % Effect	(4,791)	(4,286)	(3,991)	(3,433)	–	(144)	(25,676)	(25,657)

¹ The Fixed Interest Fund terminated on 11 June 2024.

11. Contingent assets and contingent liabilities

As at 30 June 2024, the Investment Funds did not have any contingent assets and contingent liabilities (2023: \$ nil).

12. Subsequent events

There has not been any matter or circumstance, and anything referred to in the financial statements or notes thereto, that has arisen since the end of the financial year, that has significantly affected, or may significantly affect, the operations of the Trust, the results of those operations, or the state of affairs of the Trust in future financial years.

The Directors have assessed the events subsequent to year end up to the date of signing these financials statements and determined that no adjustments or additional disclosures are required.

Directors' Declaration

The financial statements of the Aware Investment Funds ('the Trust') for the year ended 30 June 2024 has been prepared by Aware Financial Services Australia Limited, the Responsible Entity. The Trust comprises the Cash Fund, Fixed Interest Fund (terminated on 11 June 2024), Capital Stable Fund, Moderate Fund, Balanced Fund, Growth Fund, Australian Equities Fund and International Equities Fund ('the Funds').

The Directors of Aware Financial Services Australia Limited declare that:

- (a) In the Directors' opinion, there are reasonable grounds to believe that the Trust will be able to pay its debts as and when they become due and payable;
- (b) In the Directors' opinion, the attached financial statements comply with International Financial Reporting Standards, as stated in Note 2 to the financial statements; and
- (c) In the Directors' opinion, the attached financial statements and notes thereto are in accordance with the *Corporations Act 2001*, including compliance with accounting standards and giving a true and fair view of the financial position and performance of the Trust.

Signed in accordance with a resolution of the Directors of the Responsible Entity made pursuant to s.295(5) of the *Corporations Act 2001*.

On behalf of the Directors of the Responsible Entity, Aware Financial Services Australia Limited



Director




12 September 2024



Director

12 September 2024

Contact us

-  1300 650 873
-  aware.com.au/contact
-  GPO Box 89, Melbourne VIC 3001